

Dance in the Dairy State



Butter Not Miss It

ICBDA 
48th Convention
July 10-13, 2024
Madison Marriott West
Madison, Wisconsin



Table of Contents

Let's Make a Date to Dance in the Dairy State - Butter Not Miss It	1
ICBDA Convention 49 - Springdale, Arkansas	2
Madison Convention 48 Staff	3
Clinicians and Instructors / Cuers and Masters of Ceremony.....	4
ICBDA Executive Officers, Board of Directors, and Committee Chairs.....	5
Golden Torch and Distinguished Service Awards.....	6
Hall of Fame Dances.....	7
2024 Week at a Glance.....	8
Important Information to Know.....	10
Single Dancers	10
Lunch and Dinner Restaurants.....	10
Additional Restaurant Options.....	10
Map of Restaurants near the Marriott	10
Recording at the Convention	10
Where is the Schedule?.....	11
Convention Survey.....	11
Trails-End Dance	11
ICBDA Video Order Form.....	11
Marketing and Publicity Committee Meeting.....	11
Vendor Dance Shoes of Tennessee.....	11
The ICBDA Consignment Shop.....	12
Annual General Meeting.....	12
Dressing Right	12
Urgent Care and Emergency Care	12
Marriott Madison West Floor Map	13
ICBDA Convention 48 - Programmed Dances.....	14
Clinician Resumes	18
Fred and Linda Ayres	18
Barbara and Tom Buchanan.....	18
Bill and Beth Davenport	19
Mike and Leisa Dawson.....	19
Doug and Leslie Dodge	20
Mike and Mary Foral	20
Rey and Sherry Garza	21
Steve Gibson and Angela Boaz.....	21
Bill and Carol Goss.....	22
John and Karen Herr	22
Tom Hicks.....	23
Pat and Joe Hilton	23





Kay and Bob “Ski’s” Kurczewski.....	24
Randy Lewis and Debbie Olson	24
Rick Linden and Nancy Kasznay.....	25
Dawn Mee and Cami Nevitt	25
Bob and Sally Nolen	26
JL and Linda Pelton	26
Randy and Marie Preskitt.....	27
Amy and Ken Shotting.....	27
Mary and Bob Townsend-Manning	28
Klaus Völkl and Evi Kuhn.....	28
Randy and Rose Wulf	29
Clinic Notes	30
Lines, They Aren’t Always Straight.....	30
Cue Sheets Listings.....	32
A Great Night.....	33
A Quiet Tear IV.....	37
Anti-Hero	41
Before You	45
Canadian Man	50
Cuando Seas Mia	54
Dance My Dreams	59
Dance The Night	64
Hero.....	68
Higher	72
Horchat Hai Caliptus.....	76
It’s All Right 4.....	81
Just A Kiss.....	85
On Three Words	88
Raindrops Keep Falling	92
Red Bull	98
Sleeping Child.....	102
Somewhere In Time	106
Spaghetti Rag	110
Speaking Of The Devil	112
Time After Time.....	114





INTERNATIONAL CHOREOGRAPHED BALLROOM DANCE ASSOCIATION

Let's Make a Date to Dance in the Dairy State - Butter Not Miss It

Welcome to the 48th ICBDA Convention, hosted here in Madison, Wisconsin. We are pleased you have chosen what will prove to be an enjoyable event. There will be more than enough activities available on the program to occupy your time. All of this will happen on our premier dance floor, something that we are so fortunate to have.

In the daytime, we will be hosting clinics and teaching new dances presented by national and internationally known cuers - a real treat. One special event will be a styling clinic focused on the picture figures that we have in our dances.

In the evenings, we will host showcases performed by the clinicians who will be teaching their dance the next day. Before we break for evening dancing in the individual halls, we will have a Let's Dance session for all y'all (a quaint Southern term). This is something to see and do.

How does all of this happen? Each year, we assemble a multitude of volunteers to handle the myriad of details that it takes to put this convention together. They start planning for this well over a year in advance to ensure that everything goes smoothly. You will be able to tell who these people are because they will have a ribbon attached to their badge with "Staff" written on it. If there is something about our event that you like, they are the ones to thank; if there is a problem, they are the ones to tell.

All this activity is going to generate an appetite. We looked around and found over 15 places within 1/2 mile and more within 2 miles of the hotel. To help you out, we have a list and a map of some of the closest ones. There is also a visitor guide available, <https://visitmiddleton.com/contact-us/visitor-guide/>, that will give you more ideas.

Are you new to the convention? We are here to help you have the best experience possible. On Tuesday night, before the Trails-End Dance, we will have an orientation just for you. If you want, a mentor will be available to help with navigating the event.

To help our organization run smoothly, we are holding a meeting on Saturday afternoon and inviting all of you to come. We will share what we have been doing for you, and we will ask you to vote for changes that we believe will improve our organization.

During the evening program, we have an opportunity to award the Golden Torch to a deserving couple who have been deemed to have contributed a significant amount of their time and energy for the betterment of the organization. We will also recognize a choreographer who has written a dance that has stood the test of time by putting their dance in the Hall of Fame. These things are a big deal, don't miss them.

What's not to like? Coming to the 48th ICBDA Convention in Madison will, likely, make you a better person. It is an excellent bucket list item if you are into that kind of thing. It can be a memory that you will fondly remember for the rest of your life. Butter Not Miss It!

Tami Helms and Tim Keek

General Chaircouple
ICBDA Convention #48

Marlyn and Michele Batcheller

Assistant Chaircouple
ICBDA Convention #48





ICBDA Convention 49 - Springdale, Arkansas

Come Dance and Play the Arkansas Way

Join us in Springdale, Arkansas, July 9 – July 12, 2025, as we will dance at a new venue for the 49th ICBDA Convention. Arkansas is known as the Natural State, and Springdale has many outdoor activities.

Our host hotel is the Holiday Inn, next to the Northwest Arkansas Convention Center. The hotel guest rooms are located around an open atrium where you can relax, meet with friends, or enjoy something to eat and drink at the two restaurants located in the hotel. Included in your daily room rate are two tickets per room to use at the Tiffany Grille for breakfast. The host hotel offers free parking and WiFi access, along with a pool and fitness center. Other restaurants are available within walking distance (less than a mile away) and include fast food and sit-down dining.

If you need to pick up something while you are at the convention, there is a Walmart Supercenter about 1.5 miles away and an ALDI grocery store about 2 miles away.

The closest airport is the Northwest Arkansas National Airport (XNA), which offers many nonstop flights from the East Coast to the West Coast. The airport is located a short distance from the hotel (12 miles). Rental cars are available at the airport, or you can catch an Uber or Lyft to the hotel.

We will again offer three halls for your dancing pleasure, phases 3-4, 4-5, and 5-6 with two mornings of clinics, four days of teaches, and party dancing all on floating wood floors. There will be plenty of dancing for everyone to enjoy during our yearly convention.

If you have time to extend your stay in Springdale, there are hiking and biking trails, several state parks, or drive a short distance to nearby Bentonville, home of the Crystal Bridges Museum of American Art, which offers stunning architecture and features masterworks spanning five decades.


Enjoy your time this year in Madison for the #48 ICBDA Convention, and we look forward to dancing with you next year in Springdale, Arkansas, for the 49th ICBDA Convention where you can, **Come Dance and Play the Arkansas Way.**

Janet and Steve Pitts
General Chaircouple
ICBDA Convention #49

Cathy and Fred Fisher
Assistant Chaircouple
ICBDA Convention #49



Madison Convention 48 Staff




Convention General Chair
Tim Keck & Tami Helms



Assistant General Chair
Marlyn & Michele Batcheller




Daytime Program Chair
Paul & Linda Robinson



Evening Program Chair
JL and Linda Pelton




Registration Chair
Mike and Mary Foral



Syllabus Chair
Debbie Olson &
Randy Lewis



Hospitality Chair
Bob Bradley and
Marilyn Kurata



Facilities Chair
Joe and Jan Lotze



First-Timer Coordinator
Patrick and Eileen Krause



Signage Chair
Al and Alice Irvine



Consignment Shop/Vendors
Cynthia Suchy



Clinicians and Instructors

Fred & Linda Ayres
Barbara & Tom Buchanan
Bill & Beth Davenport
Mike & Leisa Dawson
Doug & Leslie Dodge
Mike & Mary Foral
Rey & Sherry Garza
Steve Gibson & Angela Boaz
John & Karen Herr
Tom Hicks & Linda Robinson
Pat & Joe Hilton

Bob & Kay "Ski's" Kurczewski
Randy Lewis & Debbie Olson
Rick Linden & Nancy Kasznay
Dawn Mee & Cami Nevitt
Bob & Sally Nolen
JL & Linda Pelton
Randy & Marie Preskitt
Amy & Ken Shotting
Mary & Bob Townsend-Manning
Klaus Völkl & Evi Kuhn
Randy & Rose Wulf

Cuers and Masters of Ceremony

Cuers

Fred & Linda Ayres - TX
Linda & Fred Ayres - TX
Don Brown - FL
Barbara & Tom Buchanan - MD
Bill & Beth Davenport - CA
Gary Dean - BC
Doug & Leslie Dodge - MT
Jerry & Shirley Dunn - CA
Mike & Mary Foral - IL
Rey & Sherry Garza - CA

Tami Helms & Tim Keck - OR
Tom Hicks - CA
Pat & Joe Hilton - MO
Waylon & Carol Jenkins - TN
Judy Keller & Jim Smith - CA
Patrick & Eileen Krause - CO
Kay & Bob Kurczewski - TX
Randy Lewis & Debbie Olson - OR
Charlene & James Mann - KY
Dawn Mee - CA

Bob & Sally Nolen - NM
Sally & Bob Nolen - NM
JL & Linda Pelton - TX
Steve Philson - MN
Randy & Marie Preskitt - WA
Linda & Paul Robinson - OK
Amy & Ken Shotting - MD
Mary & Bob
Townsend-Manning - UT
Randy & Rose Wulf - WA

Masters of Ceremony

Hershel Allen, Jr.
Fred & Linda Ayres
Bob Bradley & Marilyn Kurata
Jeff Copley & Sharon Alexander
Bill & Beth Davenport
Ken & Sue Davis
Mike & Leisa Dawson
Kevin & Diane Denning

Doug & Leslie Dodge
Rey & Sherry Garza
Peter & Chama Gomez
Tom Hicks
Judy Keller & Jim Smith
Joe & Debbie Krivan
Tom McGovern
Harry & Gladys Newton

Paul Robinson
Earl & Diana Roy
Ron & Norma Stairs
Michael Schrant
& Gloria Borgstahl
Kaye West





ICBDA Executive Officers, Board of Directors, and Committee Chairs

Executive Officers

Bob and Kay Kurczewski, President
Rick Linden and Nancy Kasznay, Vice President
JL and Linda Pelton, Secretary
Ron Rumble, Treasurer

Board of Directors

Term Ends 9/30/2024

Rich and Carla Eilenfeld
Jeff and Pamela Johnson
Joe and Jan Lotze
Harry and Gladys Newton
Peggy Roller
Earl and Diana Roy
Ron Rumble

Term Ends 9/30/25

Bob Bradley and
Marilyn Kurata
Bill and Beth Davenport
John and Daryl Davis
Ron and Jerene Feightner
Joe and Debbie Krivan
Bill Samuel Jo Oxford
Kaye West

Term Ends 9/30/2026

Lee Boyle and Cheryl Bresee
Mike and Mary Foral
Tom Hicks
Doris Ho
Patrick and Elaine Krause
Stuart Lewis
Ken and Amy Shotting

Committee Chair Appointments

Awards – Patrick and Eileen Krause
Bylaws/Standing Rules Chair – Tim Keck
Convention 48 Chair (Madison, Wisconsin 2024) - Tim Keck & Tami Helms
Convention 49 Chair (Springdale, Arkansas 2025) – Steve & Janet Pitts
Convention Procedures – Linda Pelton and Diana Roy
Educational Videos – Joe and Debbie Krivan
Elections – Steve Gibson
Hall of Fame – Rich and Carla Eilenfeld
Historian – Roy and Janet Williams
ICBDA Carousel Clubs – Glen and Helen Arceneaux
Legal Advisor – Sandi and Dan Finch
Membership – Jerry and Louise Engelking
Newsletter Editor – Gladys and Harry Newton
Parliamentarian – Rick Linden
Publicity/Advertising Chair – Bob and Sally Nolen
Technical Advisory Committee (TAC) – Sandi Finch
Webmaster – Leisa and Mike Dawson
Special Assignment: Exec. Ambassador Japan – Kenji and Nobuko Shibata





Golden Torch and Distinguished Service Awards

Golden Torch Award

The Golden Torch Award is an award of high distinction for outstanding service to Choreographed Ballroom Dancing. Recipients have:

- Been a major contributor to Choreographed Ballroom/Round Dancing, or dancing in general, over a period of many years.
- Provided leadership in forwarding the Choreographed Ballroom Dance activity through teaching, choreography, or other activities on a national or international level.
- Created a positive impact on dancers, leaders, and the movement as a whole.

2023	Ed and Karen Gloodt	1996	Brent and Mickey Moore
2022	Dan and Sandi Finch	1995	Bill and Carol Goss
2020	Randy and Marie Preskitt	1992	Bob and Sue Riley
2019	George and Pamela Hurd	1991	Peter and Beryl Barton
2017	Ron and Mary Noble	1990	Koit and Helen Tullus
2016	Ken and Irene Slater	1989	Phil and Norma Roberts
2015	Michael and Diana Sheridan	1986	Irv and Betty Easterday
2014	Kay and Joy Read	1985	Ben Highburger
2013	Bill and Martha Buck	1984	Bud and Lil Knowland
2011	Ralph and Joan Collipi	1983	Charlie and Bettye Procter
2010	Wayne and Barbara Blackford	1982	Manning and Nita Smith
2009	Curt and Tammy Worlock	1981	Charlie and Nina Ward
2006	Ron and Ree Rumble	1980	Eddie and Audrey Palmquist
2000	Kenji and Nobuko Shibata	1979	Frank and Iris Gilbert
1999	Bob and Mary Ann Rother	1978	Gordon and Betty Moss
1998	Bill and Elyse Johnson		

Distinguished Service Award

The Distinguished Service Award honors and acknowledges ICBDA general members who have well served the organization over time by providing their knowledge, time and efforts to ICBDA and to Choreographed Ballroom Dancing in the areas of service and support. These members have provided service and support to the many aspects of the choreographed ballroom dance community as a whole or to a region and are an unchallenged asset to the round dance community.

2023	JL and Linda Pelton	2015	Gene and Jean Severance
2020	Ron and Marilou Webb	2013	Jerry and Louise Engelking
2019	Bob and Sally Nolen	2011	Paul and Linda Robinson
2017	Debbie Hawks	2010	Glen and Helen Arceneaux
2016	Roy and Janet Williams		





Hall of Fame Dances

In 1977, ICBDA initiated the Hall of Fame award for dance routines that have remained popular over time. During the next few years, four to five routines were selected and then two were chosen for some years. Since 1988, the Hall of Fame award has been limited to one dance per year. Beginning in 2014, any dances that consistently remained on the ballot for 15 years were also recognized as Hall of Fame dances.

Only the most recent Hall of Fame dances are shown in this list. For the complete list, see the ICBDA website at www.icbda.com. You must log in, then click the Hall of Fame Dances entry in the section labeled What to Dance in the right menu.

2023	Candlelight	Bill and Carol Goss
	I Love The Nightlife	George and Mady D'Aloiso
	Los Rayos Del Sol	Brent and Judy Moore
	Mi Vida	Kay and Joy Read
	Lady Marmalade	Jack and Judy DeChenne
2022	Solitude City	Steve Gibson
2021	The Last Blues Song	Hank and Judy Scherrer
	A Wink And A Smile	Ron and Ree Rumble
2020	Hit Me With A Hot Note	Bill and Carol Goss
	My Heart Will Go On	Debby and Tim Vogt
	No Walls	Curt and Tammy Worlock
	Stier Tango	Curt and Tammy Worlock
	The Human Thing To Do	Michael and Diana Sheridan
2019	You Raise Me Up	Kay and Joy Read
2018	Sam's New Pants	Dan and Sandi Finch
	Jurame	Curt and Tammy Worlock
2017	Cuando Me Enamoro	Karen and Ed Gloodt
2016	La Gloria	Brent and Judy Moore
	All That Jazz	Dwain and Judy Sechrist
	Wounded Heart	Curt and Tammy Worlock
2015	Adeline	Kenji and Nobuko Shibata
	Are You Still Mine	Michael Kiehm/Bill and Carol Goss
	Begin To Color Me	Kay and Joy Read
	Java Jive	Jim and Bobbie Childers
	Mujer	Kay and Joy Read
	PA 6-5000	Art and Emma Glover
	Rainbow Foxtrot	Wayne and Barbara Blackford
	Sugar Sugar	Curt and Tammy Worlock
	The Bard	Richard E. Lamberty and Marilou Morales
	The Old House	Richard E. Lamberty and Marilou Morales
	Warm And Willing	Jim and Bobbie Childers/Wayne and Donna Slotsve
2014	Perfidia In Brazil	George and Pamela Hurd
2013	Beat Of Your Heart	Randy and Marie Preskitt
2012	Forrest Gump	Brent and Judy Moore
2011	Last Night Cha	Curt and Tammy Worlock
2010	Carnivál	Ron and Ree Rumble
2009	Dark Waltz	Debby and Tim Vogt
2008	Beale Street Blues	Al and Carol Lillefield
2007	Laurann	Randy and Marie Preskitt
2006	Sunflower	Derek and Jean Tonks





2024 Week at a Glance

Wednesday - July 10th

Times	Hall A	Hall B	Hall C
9:00-9:30	Wednesday Showcases	Hall Closed	Hall Closed
9:30-12:00	Bill & Beth Davenport <i>Clinic Teach</i> Waltz, Ph 6 "Horchat Hai Caliptus" MC: Harry & Gladys Newton	Dawn Mee & Cami Nevitt <i>Clinic Teach</i> West Coast, Ph 5+0+2 "Time After Time" MC: Tom Hicks	Barbara & Tom Buchanan <u>9:30</u> <i>Rumba Clinic</i> <u>10:45</u> Rumba, Ph 3+2+1 "Cuando Seas Mia" MC: Judy Keller & Jim Smith
12:00-1:30	Lunch /All Halls Closed		
1:30-4:00	Mike & Mary Foral <i>Clinic Teach</i> West Coast, Ph 6 "On Three Words" MC: Joe & Debbie Krivan	Fred & Linda Ayres <i>Clinic Teach</i> Cha Cha, Ph 4+2 "Dance The Night" MC: Rey & Sherry Garza	Bob & Sally Nolen <i>Clinic Teach</i> Waltz, Ph 4 "Somewhere In Time" MC: Ken & Sue Davis
4:00-6:00	4:00-5:00 Showcase Rehearsal	4:00-5:00 Marketing Mtg.	4:00-6:00 Dinner / Hall Closed
6:00-6:35	Review Davenport MC: Harry & Gladys Newton	Review Mee/Nevitt MC: Tom Hicks	Review Buchanan MC: Judy Keller & Jim Smith
6:35-7:10	Review Foral MC: Joe & Debbie Krivan	Review Ayres MC: Rey & Sherry Garza	Review Nolen MC: Ken & Sue Davis
7:15-7:45	Ceremonies / Showcases	Hall Closed	Hall Closed
7:45-8:10	Let's Dance Together		Hall Closed
8:15-8:35	Wed Dance Thrus	Wed Dance Thrus	Wed Dance Thrus
8:35-10:00	Program Dancing	Program Dancing	Program Dancing

Thursday - July 11th

Times	Hall A	Hall B	Hall C
9:30-12:00	Mike & Leisa Dawson <i>Foxtrot Teach</i> , Ph 6 "Raindrops Keep Falling" MC: Kaye West	Klaus Völkl & Evi Kuhn <i>Samba Teach</i> , Ph 5+0+3 "Anti-Hero" MC: Bill & Beth Davenport	Doug & Leslie Dodge <i>Bolero Teach</i> , Ph 4 "A Quiet Tear IV" MC: Earl & Diana Roy
12:00-1:30	Lunch /All Halls Closed		
1:30-4:00	Rey & Sherry Garza <i>Clinic Teach</i> Bolero, Ph 6 "Hero" MC: Peter & Chama Gomez	Kay & Bob Kurczewski <i>Clinic Teach</i> Waltz, Ph 5+2 "Dance My Dreams" MC: Mike & Leisa Dawson	JL & Linda Pelton <i>Clinic Teach</i> Foxtrot, Ph 4 "It's All Right 4" MC: Jeff Copley & Sharon Alexander
4:00-6:00	4:00-5:00 Showcase Rehearsal	Dinner / Hall Closed	Dinner / Hall Closed
6:00-6:35	Review Dawson MC: Kaye West	Review Völkl/Kuhn MC: Bill & Beth Davenport	Review Dodge MC: Earl & Diana Roy
6:35-7:10	Review Garza MC: Peter & Chama Gomez	Review Kurczewski MC: Mike & Leisa Dawson	Review Pelton MC: Jeff Copley & Sharon Alexander
7:15-7:50	Ceremonies / Showcases / HOF Award	Hall Closed	Hall Closed
7:50-8:15	Let's Dance Together		Hall Closed
8:20-8:40	Wed-Thurs Dance Thrus	Wed-Thurs Dance Thrus	Wed-Thurs Dance Thrus
8:40-10:00	Program Dancing	Program Dancing	Program Dancing





Friday - July 12th

Times	Hall A	Hall B	Hall C
9:30-12:00	Rick Linden & Nancy Kasznay <i>Clinic Teach</i> Paso Doble, Ph 6 "Red Bull" MC: Fred & Linda Ayres	Mary & Bob Townsend-Manning <i>Clinic Teach</i> Slow Two Step, Ph 5+1+3 "Before You" MC: Bob Bradley & Marilyn Kurata	Randy Lewis & Debbie Olson Teach Hall of Fame MC: Michael Schrant & Gloria Borgstahl
12:00-1:30	Lunch /All Halls Closed		
1:30-4:00	Randy & Marie Preskitt <i>Clinic Teach</i> Tango, Ph 6 "Higher" MC: Ron & Norma Stairs	Randy & Rose Wulf <i>Foxtrot Teach</i> , Ph 5 "A Great Night" MC: Hershel Allen, Jr.	John & Karen Herr <i>Cha Cha Teach</i> , Ph 4+1+1 "Speaking Of The Devil" MC: Kevin & Diane Denning
4:00-6:00	4:00-5:00 Showcase Rehearsal	Dinner / Hall Closed	Dinner / Hall Closed
6:00-6:35	Review Linden/Kasznay MC: Fred & Linda Ayres	Review Townsend-Manning MC: Bob Bradley & Marilyn Kurata	Review Lewis/Olson MC: Michael Schrant & Gloria Borgstahl
6:35-7:10	Review Preskitt MC: Ron & Norma Stairs	Review Wulf MC: Hershel Allen, Jr.	Review Herr MC: Kevin & Diane Denning
7:15-7:40	Ceremonies / Awards / Showcases	Hall Closed	Hall Closed
7:40-8:05	Let's Dance Together		Hall Closed
8:10-8:30	Thurs-Fri Dance Thrus	Thurs-Fri Dance Thrus	Thurs-Fri Dance Thrus
8:30-10:00	Program Dancing	Program Dancing	Program Dancing

Saturday - July 13th

Times	Hall A	Hall B	Hall C
9:30-12:00	Tom Hicks & Linda Robinson <i>Clinic Teach</i> Slow Two Step, Ph 5+0+2 "Just A Kiss" MC: Paul Robinson	Pat & Joe Hilton <i>Rumba Teach</i> , Ph 4+2 "Sleeping Child" MC: Tom McGovern	Amy & Ken Shotting <i>Classic Teach</i> Two Step "Spaghetti Rag" MC: Doug & Leslie Dodge
12:00-1:30	Lunch /All Halls Closed		
1:30-2:00	Review Hicks/Robinson MC: Paul Robinson	Review Hilton MC: Tom McGovern	Review Shotting MC: Doug & Leslie Dodge
2:15-3:30	Hall Closed	Hall Closed	Annual General Meeting (AGM)
3:30-5:00	Hall A - Dance Thrus of All Teaches with Cued Music		
5:00-7:15	5:00-6:00 Showcase Rehearsal	Dinner / Hall Closed	Dinner / Hall Closed
7:15-7:45	Closing Ceremonies / Standby Showcases	Hall Closed	Hall Closed
7:45-8:25	Let's Dance Together		Hall Closed
8:30-10:00	Program Dancing	Program Dancing	Program Dancing

Standby Teach

- Steve Gibson & Angela Boaz, Ph 5 Foxtrot, "Canadian Man"

Dance Thrus

Note: The first day a dance is taught, it will be cued and danced twice during the dance thrus.





Important Information to Know

Single Dancers

Are you a single dancer trying to find another single for a clinic, teach, or some of the evening dancing? Please sign up at the registration desk.

Lunch and Dinner Restaurants

There are lots of places to eat near the Marriott. We have included a list of places to eat within .5 miles (Greenway Station) of the Marriott and within 2 miles of the Marriott. See the map for the nearby places.

Within .5 Miles

- | | |
|-------------------------------------|---------------------------------|
| 1. Ancho & Agave | 10. Fuji Sushi & Hibachi |
| 2. Biaggi's Ristoranti Italiano | 11. Jersey Mikes Subs |
| 3. Café Zupas | 12. Johnny's Italian Steakhouse |
| 4. Cold Stone Creamery | 13. McDonalds |
| 5. Coopers Hawk Winery & Restaurant | 14. Noodles & Company |
| 6. Dhaba Indian Bistro | 15. Starbucks |
| 7. Dickey's Barbeques Pit | 16. Tanner's Bar & Grill |
| 8. Five Guys | 17. The Greatroom |
| 9. Freska Mediterranean | 18. World of Beer |

Within 2 Miles

- | | |
|------------------------|---------------------------|
| Capital Brewery | Mr Brews Taphouse |
| Chipotle Mexican Grill | My Sister's Kitchen |
| Compadre Mexican | Nitty Gritty Middleton |
| Craftsman Table & Tap | Novanta Pizzeria |
| Culver's | Paul's Neighborhood Bar |
| Fin Sushi | Ruth's Chris Steak House |
| Imperial Garden | Subway |
| Louisianne's | Swagat West Madison |
| Milo's Sandwiches | Trio Ramen |
| Monk's Bar & Grill | Village Green Bar & Grill |

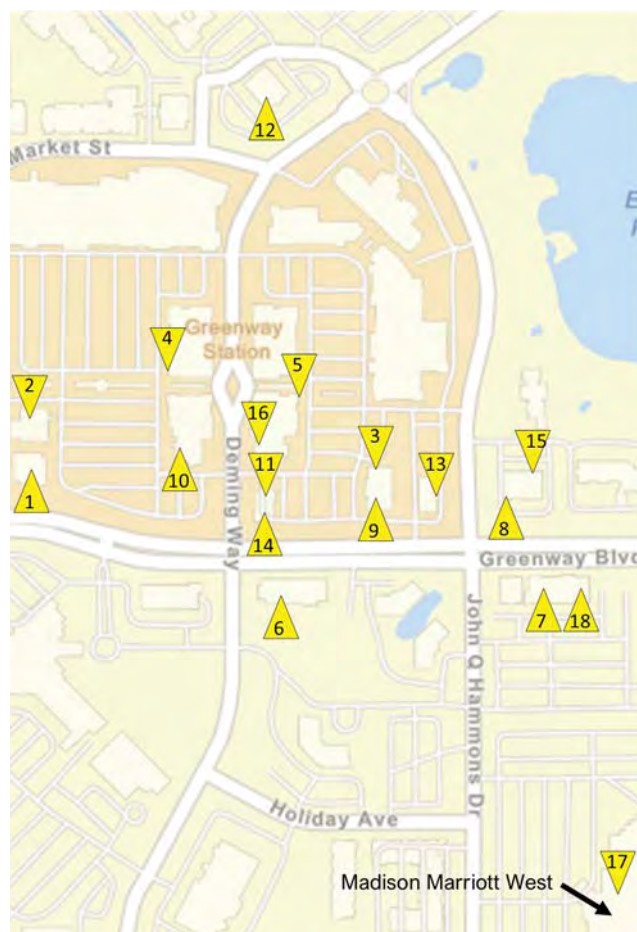
Additional Restaurant Options

The Middleton Visitors Bureau has a list of places to eat as well. Check them out for more options.

<https://visitmiddleton.com>



Map of Restaurants near the Madison Marriott West



Recording at the Convention

You may record the showcases, teaches, and dancing for your own use.

Please do not post what you have recorded to any social media sites or share with others without explicit permission from those who you have recorded.

If you want to record a teach, you must have permission from the clinician to do so.

Asking permission respects the privacy of those that you recorded. Thank you in advance for your cooperation.





Important Information to Know

Where is the Schedule?

The clinics, teaches, and nightly program schedules for the Madison ICBDA Convention will be available in several places. You can find a tentative schedule in the Summer Dancer's Gazette newsletter. You will have a hard copy schedule in your registration packet. You can access the schedule on your phone or electronic device, using the following URL

<https://icbdaapp.com>

Note: If you bring your phone to clinics, teaches, or general assemblies, please be sure you silence your phone during those activities.

How Did We Do? Convention Survey

Putting on a convention is not an easy task. This year well over 50 volunteers in our organization have contributed their time and made efforts to provide an enjoyable experience for all of you. Did we meet your expectations?

The best way for us to find out is for you to take the ICBDA/QuestionPro survey. Tell us what you liked – what you didn't like – and offer suggestions on how we can improve your experience next year in Springdale, Arkansas.

Look for the half sheet of yellow paper in your packet for the survey URL and the password. The survey will be available after the last dance on Saturday night and will only be open a short while.

Trails-End Dance

The Trails-End Dance will be held **Tuesday, July 9, 7:30-9:30 pm in Hall A**. The dance level will be phase 3 through phase 5.

This is the time to meet and get reacquainted with all of your dancing friends who will be arriving from across the country.

You will dance to cuers from the floor. If you would like to cue at this dance, come a little early and sign in with Randy Lewis and Debbie Olson, our MCs. They will do their best to include you in the program. Preference will be given to cuers who are not included on the convention dance program.

The dress for this dance is casual. Look for the First-Time attendees and welcome them.

ICBDA Video Order Form

If you wish to order the ICBDA video of showcase dances and clinics, video order forms are available at the registration desk where you picked up your packet. Forms are also available for download from the member home page of the ICBDA website and from the Summer Dancer's Gazette newsletter.

Marketing and Publicity Meeting Wed. 4-5 pm Hall B

Please join us for a one-hour discussion regarding an urgent topic – our declining membership and the steps our dance clubs can take to reverse this trend. This is a critical topic and one that should concern every dancer who wants to see our beloved activity not just survive, but flourish. We will start at 4:10 pm Wednesday, July 10, in Hall B and promptly conclude at 5 pm, so we will all have time for dinner. See you there!

You'll learn: Why is membership decreasing? What is our target market and how can we reach them? What can instructor/cuers and dance club members do to reverse the trend? What works, doesn't work, and at what cost? How does digital marketing play a role? Look for the half sheet of blue paper in your packet.

Vendor Dance Shoes of Tennessee

This year, we are pleased that Dance Shoes of Tennessee will again be a vendor at the ICBDA Convention. This is the same shoe vendor where you might have shopped if you attended the 2023 Winston-Salem ICBDA Convention last year. Dance Shoes of Tennessee has been in business since 2004 and prides itself on providing quality and comfortable dance shoes that fit the dancer correctly.





Important Information to Know

The ICBDA Consignment Shop

The Consignment Shop provides the opportunity for ICBDA convention attendees to sell their gently used dance apparel at the convention. The Consignment Shop is an Honor System shop. The sellers set the prices of their own items, and ICBDA receives a percentage of the proceeds. Informational signs for sellers and buyers describe the procedures, since there is no one at the shop to oversee sales.

Briefly:

To sell an item, fill out a tag with the amount of the item and your contact information and attach it to the item.

To purchase any items, please use one envelope for each of the items you wish to purchase. Place the correct cash amount and the sales tag from the item into the envelope and seal it. Place each sealed envelope in the box labeled Consignment Shop. Our consignment folks will settle with you by the end of the convention.

Enjoy your new purchase, and next year consider bringing some of your own items that you may wish to sell.



Annual General Meeting

The Annual General Meeting (AGM) will be held at 2:15 p.m. Saturday afternoon in Hall C. All dance halls will be closed during the meeting.

Remember that if you registered for the Madison convention prior to January 1, 2024, your name will be in the drawing for a free registration package for the 2025 Springdale, Arkansas, convention. ***You must be present at the Annual General Meeting to win.***

Dressing Right

Casual clothing is appropriate for clinics and dance teaches. Dressy clothing is appreciated for programmed dancing in the evening. Soft soled shoes are required on all dance floors.

Please consider that you are going to be dancing for four whole days. There is a lot of dancing and standing, so more than one pair of dance shoes is recommended. Also, many people will use cushioned shoes (sneakers) with dance socks at times to provide relief.

Cold Halls: The primary reason that the halls are cold (65 degrees) is that we need the humidity in the halls to be quite low. The air conditioning will keep the humidity down only by keeping it cool. If the humidity rises too much, the floors will become sticky, and then we will have a bad dancing experience.

Secondly, you are going to be doing a lot of dancing, which means a lot of exercise, which means you will get warm.

So, perpetually cool people (you know who you are) bring a sweater or something to keep warm just in case.

ICBDA



Urgent Care and Emergency Care

We certainly hope you won't need an urgent care facility or an emergency room at convention; however, if you do, these choices listed are the closest options to the Marriott.

SSM Health Urgent Care

752 N. High Point Road, Madison, WI 53717

608-250-1525, <https://www.getcare.ssmhealth.com>

7 AM–7 PM

UnityPoint Health - Meriter - Middleton Clinic

7780 Elmwood Avenue Suite 201, Middleton, WI 53562

608-417-3434, <https://www.unitypoint.org>

7:30 AM–5 PM

Pivotal Health - Madison

3030 Laura Ln Suite 130, Middleton, WI 53562

888-688-4746, <https://pivotalhealth.care/urgentcare/>

8 AM–8 PM

UW Health University Hospital

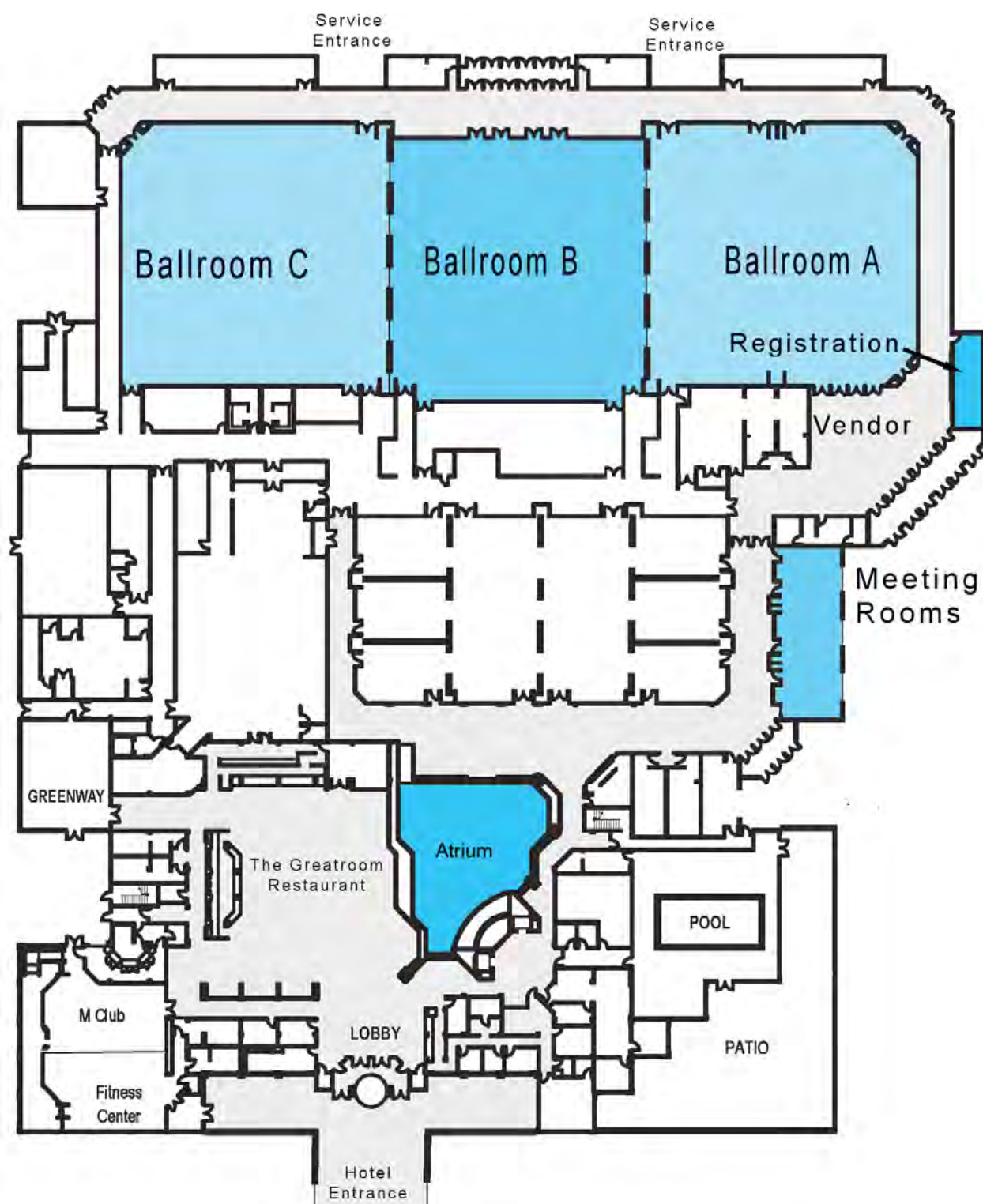
600 Highland Ave, Madison, WI 53792

(608) 262-2398, <https://www.uwhealth.org>

Open 24 hrs



Marriott Madison West Floor Map





ICBDA Convention 48 - Programmed Dances

Programmed Dances - Wednesday

Let's Dance Together - 7:45 pm

Cuer: JL & Linda Pelton

Just Another Woman In Love III (RB 3, Nolen)

Scheherazade IV (WZ 4, Gloodt)

Jurame (RB 5, Worlock) **HOF**

I Wanta Quickstep (QS 3, Palmquist) **HOF**

Out Of Africa (WZ 4, Shibata)

Time	Ballroom A	Ballroom B	Ballroom C
8:35	<u>Bill & Beth Davenport</u> Sunflower (JV 5, Tonks) HOF Valentine (BL 6, Worlock) Boogie Bumper (QS 5, Schmidt) Papillon (WZ 6, Lamberty) HOF All That Jazz (FT 5, Sechrist) HOF	<u>Fred & Linda Ayres</u> El Reloj (BL 4, Trankel/Gilder) Theme From Shrek (WZ 5, Worlock) My Heart Will Go On (BL 4, Vogt) HOF Cuando Me Cha (CH 5, Preskitt) Legends Of The Fall (WZ 4, Gloodt)	<u>Bob & Sally Nolen</u> Beach Party Cha (CH 3, Williams) You Decorated My Life (BL 4, Gloodt) Uptown III (JV 3, Gloodt) Cuando Me Enamoro (RB 4, Gloodt) HOF La Vie En Rose (FT 3, Molitoris)
9:00	<u>Kay & Bob Kurczewski</u> Perfidia In Brazil (RB 5, Hurd) HOF Havana (CH 6, Goss B&C) Haunted Guitar 5 (WZ 5, Sheridan) Adeline (S2S 6, Shibata) HOF How Lucky Can One Guy Be? (JV 5, Preskitt) Smoke Gets In Your Eyes (FT 6, Rumble) HOF	<u>Don Brown</u> Donde Estas Yolanda (MB 4, Parker) The Sun, The Sea & The Sky (WZ 5, Bradt) Black Satin (JV 4, Gloodt) Sleeping Beauty (BL 5, Moore) HOF In Times Like These (WCS 4, Gloodt) A Guy Is A Guy (JV 5, Preskitt)	<u>Waylon & Carol Jenkins</u> Baby (You've Got What It Takes) (JV 3, Parker) Hot Rhumba 4 You (RB 4, Vogt) Black Horse & Cherry Tree Cha (CH 3, Hattrick) Rachel's Song (S2S 4, Stairwalt) Irish Washerwoman (CH 3, Buckmaster/Reigel) Dancing At Washington Square (MX 4, Robertson)
9:30	<u>Amy & Ken Shotting</u> Don't Let The Sun Catch You Crying (BL 5, Preskitt) Maps (CH 6, Goss B&C) Hit Me With A Hot Note (WCS 5, Goss B&C) HOF The Phantom (TG 6, Worlock) Last Night Cha (CH 5, Worlock) HOF River Waltz (WZ 6, Rumble)	<u>Steve Philson</u> Summertime IV (FT 4, Vogt) And I Love You So (RB 5, Childers) HOF Laurann (WZ 4, Preskitt) HOF Pontoon West Coast (WCS 5, Ayres) Quickstep In The Cantina (QS 4, Preskitt) The Human Thing To Do (FT 5, Sheridan) HOF	<u>Jerry & Shirley Dunn</u> Any Dream Foxtrot (FT 3, Pinks) I'm Alive (CH 4, Renauld) Ginny Come Bolero (BL 3, Galbraith) Sugar Sugar (CH 4, Worlock) HOF Tango Mannita (TG 3, Smith) HOF Four Walls (WZ 4, Buck)

10:00

End of Evening Program





Programmed Dances - Thursday

Let's Dance Together - 7:50 pm

Cuer: Tami Helms & Tim Keck

Answer Me (WZ 3, Palmquist) **HOF**

Girl Crush (S2S 4, Ahart)

Last Night Cha (CH 5, Worlock) **HOF**

Too Early to Say Goodnight 4 (FT/JV 4, Vogt)

Woodchoppers Ball (MX 3, Lawson)

Time	Ballroom A	Ballroom B	Ballroom C
8:40	<u>Rey & Sherry Garza</u> Beat Of Your Heart (S2S 5, Preskitt) HOF Baking Day (WZ 6, Hicks) Cake By The Ocean (WCS 6, Rumble) And I Love You So (RB 5, Childers) HOF Lost (S2S 6, Preskitt)	<u>Kay & Bob Kurczewski</u> Dance With The Devil (CH 4, Pelton) Capone (FT 5, Armstrong) Thoroughly Modern Millie (QS 4, Preskitt) Better Place (RB 5, Johnson) Candlelight (WZ 5, Goss B&C) HOF	<u>JL & Linda Pelton</u> Black Satin (JV 4, Gloodt) Candida Rumba (RB 3, Seurer) Un Tango Del Coure (TG 3, Schmidt) Mi Vida Sin Tu Amor (BL 4, Gloodt) Folsom Prison Blues (CH 3, Peterman)
9:10	<u>Linda & Paul Robinson</u> Nightfall (WZ 5, Rumble) Hopelessly Devoted (S2S 6, Worlock) I Like To Lead When I Dance (FT 5, Vogt) Mujer (RB 6, Read) HOF Forrest Gump (WZ 5, Moore) HOF You Raise Me Up (S2S 6, Read) HOF	<u>Doug & Leslie Dodge</u> Colours Rumba (RB 4, Spence) The Alligator Stroll (WCS 5, Gloodt) Haunted Guitar 5 (WZ 5, Sheridan) I Want A Love That Will Last (BL 4, Parker) Sam's New Pants (FT 4, Finch) HOF The Last Blues Song (FT 5, Scherrer) HOF	<u>Gary Dean</u> Carolina Moon (WZ 3, Rumble) Lady Marmalade (CH 4, DeChenne) HOF Islands In The Stream (RB 3, Armstrong) A Spoonful Of West Coast (WCS 4, Hicks) Kokomo (CH 3, Filardo) Alley Cat Blues (FT 4, Davenport)
9:40	<u>Tom Hicks</u> Glimpse Of Us (HCW 6, Hicks) Stier Tango (TG 5, Worlock) HOF Uptown Funk (CH 5, Gibson) La Gloria (BL 6, Moore) HOF Anticipation (WZ 6, Goss B&C)	<u>Patrick & Eileen Krause</u> Black Tie Tango (TG 4, Moore) Fur Elise (WZ 4, Rumble) Sunflower (JV 5, Tonks) HOF Hey (RB 4, Preskitt) Theme From 'Inuyasha' (WZ 5, Hilton)	<u>Judy Keller & Jim Smith</u> Non Dimenticar (RB 3, Rumble) The Spinning Wheel (WZ 4, Smith) Valentine Bolero (BL 3, Donoughe) You Make My Pants WTGUAD (JV 4, Hixson) First Flower (WZ 3, Nelson K&B)

10:00

End of Evening Program





Programmed Dances - Friday

Let's Dance Together - 7:40 pm

Cuer: JL & Linda Pelton

Esta Rumba (RB 3, Barton)
Hallelujah Foxtrot (FT 4, Preskitt)
Get It On (WCS 5, Lewis/Olson)
Dedication (WZ 4, Rumble)
Axel F (CH 3, Mathewson)

Time	Ballroom A	Ballroom B	Ballroom C
8:30	<u>Randy & Marie Preskitt</u> Solitaire (BL 5, Goss B&C) Psicofonia (TG 6, Davenport) Norwegian Wood (HCW 5, Goss B&C) Black Horse (WCS 6, Worlock) Supermarket Flowers Rumba (RB 6, Foral)	<u>Dawn Mee</u> A Thousand Years (RB 4, Armstrong) How Lucky Can One Guy Be? (JV 5, Preskitt) A Lady In Red (BL 4, Moore) The Girl From Ipanema (FT 5, Preskitt) Uptown Funk (CH 5, Gibson)	<u>Rey & Sherry Garza</u> All Fall Down (BL 3, Nelson A&L) Rainbow Connections (WZ 4, Childers) El Mismo Sol (CH 3, Garza) Dream A Little Dream III (FT 3, Pinks) Carnival (RB 4, Rumble) HOF
9:00	<u>Mary & Bob Townsend-Manning</u> Begin To Color Me (WZ 6, Read) HOF Los Rayos Del Sol (RB 5, Moore) HOF Too Early To Say Goodnight (FT 6, Vogt) Wounded Heart (BL 5, Worlock) HOF At Your Service (QS 5, Nelson K&B)	<u>Tami Helms & Tim Keck</u> Perfidia In Brazil (RB 5, Hurd) HOF Witchcraft IV (FT 4, Slater) Senorita Tango (TG 4, Rumble) Lariat Of Dreams (WZ 5, Pelton) Kindred Spirits (BL 4, Gloodt)	<u>Sally and Bob Nolen</u> Dance With The Devil (CH 4, Pelton) Adagio III (WZ 3, Speranzo) Too Many Rivers (S2S 4, Hooper) Hope (WZ 3, Chadd) Loving You Rumba (RB 4, Foral)
9:30	<u>Linda & Paul Robinson</u> Au Revoir Paris (WZ 6, Preskitt) Hola Amor (BL 5, Goss/Figwer) The Prayer (WZ 6, Worlock) Can't Stop The Feeling (WCS 6, Worlock) Sugarcane (WZ 5, Vogt)	<u>Mike & Mary Foral</u> Norwegian Wood (HCW 5, Goss B&C) Solitude City (FT 4, Gibson) HOF Curame (CH 4, Foral) Solitaire (BL 5, Goss B&C) Me & My Sister (WZ 4, Read)	<u>Steve Philson</u> Ob-La-Di, Ob-La-Da (CH 3, Rumble) Sam, Sam (WZ 4, Goss B&C) Beauty And The Beast IV (BL 4, Kincaid) I Can See Clearly Now (CH 3, Rumble) Die Lorelei (WZ 3 Bendewald)

10:00

End of Evening Program





Programmed Dances - Saturday

Let's Dance Together - 7:45 pm

Cuer: Randy Lewis & Debbie Olson

Ascot Rumba (RB 3, Kennedy)	Welcome To New York (MX 3, Preskitt)
Havana IV (CH 4, Ayres)	A Wink And A Smile (FT 5, Rumble) HOF
Remember When (S2S 5, Worlock)	Hey (RB 4, Preskitt)
Photograph (RB 4, Mee)	The Sun, The Sea & The Sky (WZ 5, Bradt)

Time	Ballroom A	Ballroom B	Ballroom C
8:30	<u>Tom Hicks</u> Orange Colored Sky (FT 5, Shibata) Eternity (BL 6, Shibata) El Gringo (PD 5, Goss B&C) Boulavogue (WZ 6, Lamberty/Morales) HOF On Days Like These (BL 6, Preskitt)	<u>Pat & Joe Hilton</u> Scheherazade IV (WZ 4, Gloodt) What Chu Got (CH 5, Lewis/Olson) No Walls (WZ 4, Worlock) HOF Mermaid In The Night (WCS 5, Goss/Figwer) I Like To Lead When I Dance (FT 5, Vogt)	<u>Linda & Fred Ayres</u> Whitesport Coat (FT 4, Lefeavers) Little Deuce Coupe (JV 3, Koozer) Snow Blossom (WZ 3, Rumble) Doolittle Cha (CH 4, Goss B&C) A Wink And A Smile III (FT 3, Gloodt)
9:00	<u>Amy & Ken Shotting</u> The Last Blues Song (FT 5, Scherrer) HOF Evergreen Rumba (RB 6, Preskitt) Dark Waltz (WZ 6, Vogt) HOF Sleeping Beauty (BL 5, Moore) HOF Cuppa Joe (WCS 6, Goss B&C)	<u>Barbara & Tom Buchanan</u> Carnival (RB 4, Rumble) HOF The Best Things Happen While You're Dancing (FT 5, Bradt) Cuando Me Enamoro (RB 4, Gloodt) HOF Don't Ever (WCS 5, Johnson) Orient Express Foxtrot (FT 5, Moore) HOF	<u>Charlene & James Mann</u> One Call Away III (RB 3, Drumheller) Feed The Birds (WZ 3, Buck) Mi Vida (RB 4, Read) HOF Night Train (JV 3, Lawson) Coney Island IV (WZ 4, Gloodt)
9:30	<u>Randy & Rose Wulf</u> Carrickfergus (S2S 6, Preskitt) New York, New York (FT 6, Preskitt) I Call Your Name (MX 5, Goss B&C) He's A Pirate (TG 6, Goss B&C) Theme From Shrek (WZ 5, Worlock)	<u>Judy Keller and Jim Smith</u> Loving You Rumba (RB 4, Foral) Don't Let The Sun Catch You Crying (BL 5, Preskitt) Hit Me With A Hot Note (WCS 5, Goss B&C) HOF A Mess Of Blues (JV 4, Gloodt) Berkeley Square Foxtrot (FT 4, Slomcenski)	<u>Waylon & Carol Jenkins</u> Dancing Queen (CH 3, Seurer) Legends Of The Fall (WZ 4, Gloodt) Kindred Spirits (BL 4, Gloodt) Paparazzi III (CH 3, Kincaid) Let's Get Away From It All (FT 4, Johnson)
10:00	End of Evening Program		





Clinician Resumes



Fred and Linda Ayres Longview, Texas

We were married in 2003 and began square dancing shortly after. We started round dance lessons with Sonny and Charlotte Ezelle in 2004. We soon became addicted. We continued lessons with the Ezelles, Bill and Martha Buck, and also George and Pam Hurd, during their regular visits to the East Texas area.

In 2008, we began our teaching and cueing careers and soon found ourselves very busy cueing and teaching under the mentorship of the Ezelles. When the Ezelles retired in 2012, we were asked to continue as instructors for their dance classes. We sponsor weekly round dance lessons and host a monthly round dance through our club, Ayres Pairs, and also

teach a weekly advanced class for Red River Rounders in Bossier City, Louisiana.

We are members of Roundalab, ICBDA, Texas Round Dance Teachers Association, East Texas Callers Association, Ayres Pairs, and Red River Rounders. We have served as teachers for ICBDA Conventions, the National Square Dance Conventions, and various other festivals.

Our choreography includes I Told You Bolero, A Place In The Choir, Fallen, Pontoon West Coast, Rockin' Years, When I Dream Of You, Will You Love Me Tomorrow, Havana IV, Senorita III, I Dreamt I Dwelt, First Day Of My Life, A Hard Day's Night, I Dreamt I Dwelt VI, Keep Me In Your Heart, and our tribute to Bill and Martha Buck, Wake Up Dancin'.

Our other hobbies include music (singing and piano at our church), travel, and family time. Our family includes two sons, two daughters, six grandchildren, and one great granddaughter.



Barbara and Tom Buchanan Odenton, Maryland

We were married in June 1989 after being high school and college sweethearts. We began square dancing in 1996 and round dance lessons in 1999. Round dancing was the perfect couple activity, and we continued lessons with Peg and John Kincaid, Dom and Joan Filardo, and later with Irv and Betty Easterday.

In 2018, we began teaching and cueing under the mentorship of Dom and Joan Filardo. When Dom and Joan gave up their Carousel Club #109 in 2020, we were asked to continue as instructors for their Two Hearts round dance club. We now have two round dance clubs with Two Hearts dancing Phase IV-VI in Virginia and Roundabouts dancing Phase IV-V in

Maryland.

We are members of Roundalab, ICBDA, and Round Dance Teachers Association of Greater Washington, DC. We have taught at Summer Sounds Day of Rounds in Ridge, Maryland, with Dom and Joan Filardo.

Our first choreography effort was Paint Me A Birmingham (V ST), and we demoed our standby teach, Heads Carolina (IV+2+1 CH) at the 2023 ICBDA Convention. Barbara previously worked as a nurse. Tom is a Cybersecurity Engineering Manager and Chief Technologist for KBR in support of several NASA programs. Our other hobbies include hiking, playing with our German Shepherd, and spending time with family. Our daughter, Rachel, was recently married in Maryland in March 2023. It continues to be a very busy year!





Bill and Beth Davenport San Diego, California

Bill started square dancing as a teenager in New Orleans during the 1970's. He and Beth met at Ohio State University, married in 1978, and lived in Ann Arbor, Michigan, for several years before moving to the Boston area in 1981. They started square and round dance lessons in 1982 and danced with several square and round dance clubs in the Boston area. Over time, they also branched out into ballroom lessons and competition dancing.

They stopped dancing in the early 1990's to focus on family, career, and other interests.

Bill and Beth moved to San Diego in 2015 and returned to round dancing in 2016. This led to them relearning to square dance in 2019.

Bill started cueing in the summer of 2018, and since early 2019, Bill and Beth have been teaching round dance classes. They cue for several local square dance clubs and are members of SDRDI, Roundalab, and ICBDA.

Bill is a software engineer and the creator of DanceWizard, a new software program for round dance cuers. Beth is a registered nurse with Saint Paul's PACE (Program of All-Inclusive Care for the Elderly) in San Diego. They enjoy tennis, hiking, road trips, choreography, and teaching. They love living in San Diego and don't miss the snow one bit! They have two grown children and one grandchild.

Their choreography includes Psicofonia (VI TG), Cheek to Cheek (V QS taught at ICBDA 2023), All About That Bass (V+0+1 FT taught at USA West 2022), Alley Cat Blues (IV FT taught at ICBDA 2022), The Last Waltz (VI WZ), Blue Roses (II WZ), and If I Were A Painting (IV + 1 WZ). They have several more dances in progress.



Mike and Leisa Dawson Overland Park, Kansas

Mike started round dancing in 2005. Leisa danced briefly as a teenager, but thought her round dancing days were over until Mike decided to give round dancing a try. In early 2006, with Larry and Adrienne Nelson's encouragement, they started dancing at the Carousel level. In 2007, Don and Leona Small's retirement from dancing prompted them to take over the local Carousel Club. Mike and Leisa take ballroom lessons from Rafael Labredo and James Netherton.

Their teaching experience includes featured teachers for the Kansas Round Dance Fall Festival, clinicians at CRDA in 2014, teachers at ICBDA in 2011 and 2022, and standby teachers at ICBDA in 2014 and 2018. Mike and Leisa are clinicians for CRDA in 2024.

Mike and Leisa are Secretary/Treasurers for the Kansas Round Dance Association and former Treasurer for the Missouri Round Dance Association. They served as ICBDA Treasurer and daytime program chairman for the 2016 Reno ICBDA convention. They are currently ICBDA's Webmaster.

They both had jobs in the computer industry. Mike is still working, and Leisa retired in mid-2023. Mike worked for many years as a financial analyst and auditor before transitioning to computer programming at SS&C. Leisa has a degree in insurance and worked for DXC Technology managing accounts for very large insurance companies.

Mike is an avid runner. They have one son (Brock, age 39) and one dog (Stryder). They choreographed Fields Of Gold (V RB) and Someone You Loved (VI RB).





Doug and Leslie Dodge Bozeman, Montana

Doug and Leslie have been square and round dancing since the 1970s. In 1981, they met at the National Square Dance Convention in Seattle. After a long-distance courtship, they were married in April of 1982. They have been teaching choreographed and social ballroom dance together for more than 40 years. They have danced, cued, and taught in the U.S., Canada, Japan, Europe, and Central America at square and round dance weekends, festivals, conventions, and on cruise ships.

They love teaching and writing dances. Some of their more popular dances include A Song in the Night (II TS); Adagio II (II WZ); Feels So Right (IV BO); Feed the Birds IV (IV WZ); My Cup Runneth Over (II WZ);

Sukiyaki (II TS); and I Belong to You (V RB/FT).

They split their time between teaching dance in Mesa, Arizona, during the winter months, Bozeman, Montana, during the summer months, and traveling to different dance festivals.

Doug is retired from the US Forest Service. When he's not dancing, he enjoys fly fishing, reading, and playing badminton and pickleball. Leslie is retired from being a full-time mom and enjoys being a grandma. She is an award-winning photographer and also enjoys quilting and playing cards.

They have two daughters who love to dance. Gwen is a Lieutenant in the Navy. Sarah helps manage several day-care facilities and is a round dance cuer and ballroom dance instructor.



Mike and Mary Foral Aurora, Illinois

Mike and Mary first met in a ballroom dance class, and they've been happily dancing together ever since. They got their start in ballroom dancing in Madison, Wisconsin, in 1985 (or thereabouts) and while there taught a number of non-credit ballroom dance courses through the University of Wisconsin. They were later introduced to round dancing and fell in love with it. They were founding members of the Friendship Rounds club in Madison.

After moving to the Chicagoland area, they danced with various leaders, including George and Joyce Kammerer, Bruce and Kristine Nelson, Al and Jane Krol, and Al and Carol Lillefield. They have also taught

ballroom dance classes through the local park district and to groups in their church, pausing every now and then to concentrate on Mom and Dad duties for their three children (now all grown).

They currently teach and dance with a Carousel tape club in the Chicagoland area. Mike and Mary began writing their own choreography in 2014 and have written a number of dances over a range of rhythms, including Loving You Rumba, Cúrame (CH), Supermarket Flowers Rumba, Moonlight Waltz, and Swing Uptown (QS).

Mike has a degree in chemical engineering and retired from British Petroleum in 2020. He now works full time as an independent consultant for KBC. Mary works part time and keeps very busy with sewing projects and as an instructor at a local quilt shop.





Rey and Sherry Garza Vista, California

Rey and Sherry have showcased and taught at National and State Square Dance Conventions and various special square and round dance events internationally and throughout the country.

Rey is a retired Marine, who has been square dancing since 1976 and round dancing since 1981. He started cueing and teaching in 1983 and has lived in and out of California for the last 45 years. Sherry is a former elementary school secretary and has lived in California since 1988. She started dancing ballet and tap at age three and studied jazz and international folk dance in college. She began ballroom and round dancing in 2006 and square dancing in 2007.

They work with two round dance clubs each week and cue for several square dance clubs in the San Diego area. They hold a board position on SDRDI and are members of Roundalab and ICBDA.

Rey and Sherry live in Vista, California, where they enjoy retired life and spending time with their grandchildren.

Their choreographies include Bla Bla Cha (VI CH), You Make Me Feel Like West Coast (VI WC), Blues In 42 (IV TG), 1, 2, 3 (III CH), El Mismo Sol (III & V CH), Gina (IV TG), Boogie Blues IV (IV JV), Copacabana (III CH), Alejandro (V SB), Eucalyptus Forest (IV WZ), Wedding Planner (IV TG), Burlesque (V TG), and many others in all rhythms, including Bachata.



Steve Gibson and Angela Boaz Lancaster, Pennsylvania / Anaheim, California

Steve has been round dancing for a little over 20 years. He helped teach a local class in Pennsylvania and attends class in Mesa, Arizona, during its season. Steve has tried his hand at choreography and has written three successful dances: Solitude City (IV FT, ICBDA 2022 Hall of Fame), Uptown Funk (V CH), and Why Don't You Do Right (V FT), one of last year's standby teaches at the ICBDA Convention. The past several years, Steve and Angela have taught at the National Square Dance Conventions. They taught A Quiet Night In (V FT) and Never Coming Down (II TS). He has also taught with Christina Eum at several other National and State Square Dance Conventions.

His partner is Angela Boaz, and they have been dancing together for about six years. Angela has been round dancing for a little over eight years but has certainly fast-tracked to get to her current level. Bill Bingham and Angela teach a Phase IV/V and Phase V/VI class (now a new Carousel Club) in the Los Angeles area. Angela tries to get private lessons every couple of months. She has choreographed her first round dance, Run Through Fire (IV RB), and it will be taught at this year's National Square Dance Convention.





Bill and Carol Goss Mesa, Arizona

Bill and Carol have been dancing and teaching for over 45 years. They are members of ICBDA and Roundalab and have passed their tests for standard ballroom teachers with the North American Dance Teachers Association. They received the Golden Torch Award from ICBDA in 1995 and the Silver Halo Award from Roundalab in 2012 for outstanding contributions to round dancing.

Recently, Carol has acted as the daytime program chair for the ICBDA convention in 2023, as well as several other years, and acts as a liaison to dancers who will attend their first ICBDA convention by answering their questions and addressing their concerns through the ICBDA Facebook

page. Bill is currently the phase V standards chairman for Roundalab.

Bill and Carol run a weekly V/VI Carousel Club, a bimonthly phase IV-VI dance party, a weekly west coast swing ballroom class, and conduct private lessons during the season in Mesa, Arizona. They conducted their first school for choreographers in April of 2023. They average about seven traveling events per year, having taught in over 35 states, Canada, Japan, Australia, and Europe throughout the years. London By Night was named the 1995 ICBDA Hall of Fame dance and a Golden Classic by Roundalab in 2014, while Hit Me With A Hot Note received the Hall of Fame award 25 years later in 2020. Candlelight was the 2023 Hall of Fame recipient. They are currently taking private ballroom lessons with Yelena Babyuk from Dance Starz AZ.



John and Karen Herr Denver, Colorado

John and Karen have been round dancing since 1985 and 1975, respectively, and have been teaching since 1987. They currently run a year-round set of classes plus four clubs, teaching Phases II through VI, with an emphasis on body mechanics and having fun. They cue for most square dance clubs in the area.

Within Roundalab, they have served in many capacities, including serving on the Board of Directors and as Chairmen of the Board. They have also served in numerous other local and state positions.

John is a software developer, inventor, and author of Cue Sheet Writer, Festival Program Builder (used in many national conventions), and most recently Figure Videos (previously sold by Roundalab). He has also served in political, religious, and various civic positions including Scoutmaster. John is currently building an Emergency Preparedness website for the area of Castle Rock, Colorado.

Karen taught for 34 years as an elementary school teacher and has received national recognition as a Certified National Master Teacher. She has been a leader of many school district-level committees and also led the effort to create a state law creating a standardized start date for kindergartners.

John and Karen have been guest instructors at round dance weekends across the United States. They are currently one of five Certified Clinicians for Roundalab Mini-Labs, a 20-hour curriculum. They also run a 40-hour curriculum Traveling Round Dance Leaders College. They have taught these schools across the world. The next school is in October in Florida.

Their philosophy is to have FUN, making learning easier while emphasizing proper body mechanics.





Tom Hicks Los Angeles, California

Tom feels extremely privileged to have Cliff and Marilyn Hicks as parents, as they started him round and square dancing at the age of six. His parents were round dance teachers and leaders, so he was able to dance and learn with them five to six nights a week. As soon as he could, he would assist his mom while she taught. Tom also attended many round dance weekends, namely the second URDC (ICBDA) in Kansas City, dancing with the three Betty's: Betty Moss, Betty Easterday and Betty Proctor.

This year Tom is very excited about partnering with Linda Robinson and teaching at the Pre-ICBDA and at the ICBDA Convention. Tom has also had experience in the ballroom dance community. As a ballroom dance

instructor, he has managed a very successful dance studio in Southern California for over ten years. Tom was also the organizer of a ballroom dance competition in Orange County, California. As a ballroom dance competitor, he competed with students on a regular basis in dance competitions, and professionally Tom was a United States Champion.

Tom teaches ballroom dance independently at local studios in the Los Angeles area, and he assists in teaching round dancing with several other round dancers. He loves being involved in round dancing and quite often thinks about how lucky he is to have had the best parents to open the door to round dancing.



Pat and Joe Hilton Ballwin, Missouri

Pat and Joe learned to round dance while Joe was stationed in Germany with the US Army. In 1994, they went back to class to relearn the basics and advance into higher level dancing.

Pat started cueing rounds in late 1997, and in 1999, they taught their first round dance class. As members of the International Choreographed Ballroom Dance Association (ICBDA), they have served in numerous convention management positions and have served on the Board of Directors. They have also served as members of the Roundalab Board of Directors.

Joe and Pat cue for many square dance clubs throughout the St. Louis area. They have cued, exhibited, and taught at local, state, national, and international events. They also enjoy choreographing round dances and have choreographed many dances at various phase levels.

Joe is retired from the US Army and The Boeing Corporation. Pat is retired from the Department of Defense. Although they are native Texans, they have lived in the St. Louis, Missouri, area for many years. They spend most of their travel time attending dance conventions and taking dance classes.

They love dancing in all its forms and enjoy their membership in various square and round dance organizations.





Kay and Bob "Ski's" Kurczewski Liberty Hill, Texas

The Ski's started dancing in the mid-60's at a very young age. In 1969, their dancing was put on hold to raise their children. They returned to dancing in 1978 while stationed in Germany. In 1982, Kay attended a cuers course in Germany and started cueing for the local round dance club.

In the summer of 1986, they returned from Germany to El Paso, Texas, where Bob retired from the military (Ski's first retirement). In the spring of 1990, the Ski's accepted an opportunity to conduct a full-time winter round dance program in the Texas Rio Grande Valley. This gave them 25 years of enjoyment, including 11 summers conducting a round dance program in Northern California. In 2015, the Ski's gave up their winter round dance program (Ski calls this his second retirement) and built their

new home in the beautiful Texas Hill Country, outside of Austin, Texas. They are currently conducting a round dance program while raising cattle and organizing personalized tours to Europe.

Their teaching experience includes numerous conventions and festivals both in the United States and Europe. Their choreography can be found on the Roundalab Index of Rounds.

The Ski's are currently Presidents of ICBDA, members of Roundalab, Dixie Round Dance Council (DRDC), National Carousel with Club #340, Vice President of the Texas Round Dance Teachers Association, Texas State Callers Association, and "Honorary Life-Time Members" of European Association of American Square Dance Clubs (EAASDC).



Randy Lewis and Debbie Olson Portland, Oregon

Randy has been dancing, cueing, and teaching rounds for over 40 years. He began dancing with Debbie in 2004, and they began teaching together in 2007.

Randy and Debbie are club leaders for CC #162. They are the instructors for ReVuNQ RD club in Salem, Oregon. Randy also cues for two local square dance clubs. Their recent choreography includes Lavender's Blue (IV WZ), Wrap Me Up (II TS), Look Of Love (V BL), Going Loco Down In Acapulco (III CH), Where You'll Find Me (IV BL), Mates Of The Soul (VI WC), Tall And Tan (IV RB), What Chu Got (V CH, Japan ROQ), Blue Ribbon (IV WC), Misty Island (IV WZ), I Feel Lucky 4 (IV WC, RAL 2nd

Qtr 2021 ROQ), Call Me Senorita (V RB, RAL 2nd Qtr 2021 ROQ), Get It On (V WC), and Let Me Go Home (III RB). Their choreography may be viewed on their website at <https://lewis-olson-rd/home>

Randy has cued at the Oregon Mid-Winter and Summer Festivals, at round and square dance weekends around Oregon and Washington, at WASCA, and at ICBDA conventions. They cue and teach weekend events with Randy and Marie Preskitt in Oregon and Washington. Randy and Debbie will be clinicians in Cham, Germany, and CRDA in 2025. They are members of ORDTA, RAL, and ICBDA. They have served two terms on the ICBDA Board of Directors and seven years as ICBDA editors of the *Dancer's Gazette* newsletter. They currently serve on the RAL Phase IV and Phase VI ROQ Committee and the ICBDA Technical Advisory Committee (TAC).

Randy is retired from owning Paragon Cruise and Tour. Debbie is retired from Beaverton School District, where she worked for 20 years in administration and as a principal's secretary.





Rick Linden and Nancy Kasznay

Hopewell Junction, New York

Rick was born in Minnesota and moved to New York in 1984, where he was introduced to square and round dancing in 1986. Nancy was born in New York and started square and round dancing in 1991. Rick retired in 2019 after 19 years as the Assistant Superintendent for Business in the New Paltz School District. Nancy is a retired systems analyst. Rick and Nancy have been dancing together since the ICBDA Convention in 2010.

Rick and Nancy teach rounds in New York at Carousel Club #338, are members of Roundalab, and current Vice Presidents of ICBDA. Both are also ballroom dancers. Rick is a member of the ISTD having passed his professional International Ballroom Associate Exam in 2013.

Rick and Nancy have choreographed twelve round dances, many of them taught at the National Square Dance Conventions. Dances With Wolves III (III STS), Moon Over The Andes (VI TG), Two Socks At Play (VI WZ), El Toro Rojo (VI PD), To Where You Are (VI ST/FT), Ice Castles (VI ST), Caro Tango (VI TG), Follow Me (VI ST), Perhaps Love (VI ST, ICBDA teach), Taco Bell Cha (V+1+1 CH), Shades Of Love (IV+2 WZ, ICBDA standby) La Isla Bonita (V+1+2 SB, ICBDA teach), and Mama Mia, (V+2+1 CH).



Dawn Mee and Cami Nevitt

Anaheim, California

Dawn began her teaching career in the mid-70's as a clogging instructor, choreographer, and founding member of the Cripple Creek Clogger's exhibition team. After over 30 years of teaching clogging, she decided it was time to retire and begin a new chapter of her dancing career. She began teaching round dance classes in 2017.

Dawn currently teaches two very successful round dance classes in Anaheim. Dawn and David are currently the directors for the Palm Springs Round-Up Festival, which supports all phases of round dancing.

Dawn teaches her Wednesday class with her friend Cami, as both of their husbands are still working full time to support their dancing fun. (What good husbands!). Dawn and Cami taught for the first time at ICBDA in 2023.

Cami has grown up with many different types of dance. At the age of 12, her family began square dance classes, and she met her husband, Gregg, in 1987. Cami and Gregg decided to support their good friends, Dawn and David, at their first round dance class in 2017 and have been hooked ever since! They have been avid supporters of the activity and also assist David and Dawn as chairpersons and decor directors of the Palm Spring Round-Up Festival.

Dawn has choreographed several dances. A few are Photograph (IV RB taught last year at ICBDA), Remember When IV (IV ST), A Perfect Night For Dreaming (IV WZ), and New Creation (V WC).





Bob and Sally Nolen Los Alamos, New Mexico

Bob and Sally began dancing in 1972 and teaching in 1975 in Ann Arbor, Michigan. They presently have a Carousel Club in Los Alamos, New Mexico, #371. They both cue and teach all phases, conduct a round dance club, and cue for square dance festivals. They also had a Carousel Club in Austin, Texas. Throughout their dancing career, they have actively served the dance community in various positions having been members of Roundalab for 47 years, as well as served on various state round dance organizations. Bob and Sally have served on the Board of Directors for both Roundalab and ICBDA, and as past presidents and vice presidents of ICBDA. They were awarded the Distinguished Service Award in 2019.

They are presently the Committee Chair for ICBDA's Marketing, Advertising, and Publicity Committee.

Bob and Sally have been the featured instructors at square and round dance festivals in Ohio, Michigan, Wisconsin, Wyoming, Illinois, Texas, California, Alaska, Missouri, Colorado, North Carolina, Oklahoma, and New Mexico. They also conducted a school for cuers in San Antonio with Don and Pete Hickman. They actively promoted and were the local staff for Round-A-Rama weekends in San Antonio, Texas, and Los Alamos, New Mexico. They attended the first URDC convention in Kansas City and taught at the URDC Convention in Grand Rapids, Michigan, in the early 80's.

Bob and Sally have also written a number of dances recognized with Roundalab's Rounds of the Quarter awards. These include Perfidia Bolero (1st Runner Up, 2005), Just Another Woman In Love III (4th Qtr 2008), a Golden Classic, Smile FT (2nd Runner Up, 2010), and Concierto De Aranjuez Bolero (IV 3rd Qtr 2012). They were awarded the ICBDA Phase III Top 10 dance, Just Another Woman In Love, at the 2018 and 2022 conventions.



JL and Linda Pelton Dallas, Texas

JL and Linda met dancing in 2004. Their close friendship turned into a wedding in 2007 with a square and round dance reception. In early 2008, JL started cueing, and they began teaching round dance lessons in 2009. They have a Phase 5 club, CC #385, in Plano, Texas, and teach basic and intermediate lessons.

They have taught at Harvest Holiday pre-festivals, Texas Round Dance Teacher Association festivals, and were featured clinicians in Ontario, Canada, for their Swing into Spring festival. JL and Linda have served as Harvest Holiday Festival Chairmen and currently manage the Centex Phase 3-5 dance festival in La Grange, Texas. Some of their choreography

includes Dance With The Devil (IV CH), You've Got Soul (V FT), and Lariat Of Dreams (V WZ).

JL and Linda have served on the ICBDA Board of Directors, were Assistants Chairs for last year's Winston-Salem convention, and currently serve on the ICBDA Technical Advisory Committee. JL served as the ICBDA Webmaster from 2014-2021 and is webmaster for several other dance websites. Linda was the Roundalab Journal Editor from 2011-2015 and has served as Syllabus Chair for six ICBDA conventions. She chaired the rewrite of the ICBDA Convention Procedures Guide in 2020 and now serves as the ICBDA Board Secretary. Last year JL and Linda were honored to receive the Distinguished Service Award from ICBDA.

JL retired from the US Postal Service as an Electronics Technician and Network Administrator. Linda retired as a Technical Writer in the telecommunications industry.





Randy and Marie Preskitt Everett, Washington

Randy and Marie started dancing at a very young age in the late 1960s. They both enjoyed many years of dancing and competing at the Pacific Northwest Teen Square Dance Festival. Randy started calling as a teen in 1971 and got his first club as a caller and cuer in 1977.

Randy and Marie met in 1978 at the Penticton Square Dance Jamboree in British Columbia and were married in 1979. They have been dancing together ever since.

Randy and Marie are members of Roundalab and ICBDA. They were on the ICBDA Board of Directors for six years and chairman of the ICBDA

Hall of Fame for six years. They were also Vice Chairman of Rounds for the 2012 National Square Dance Convention as well as the evening program chaircouple for ICBDA.

Randy and Marie have two round dance clubs in Lynnwood, Washington: The Monday Bunch, which is a Carousel Club dancing phases 5 and 6 and the Happy Rounders dancing phases 3 and 4.

To date the Preskitts have choreographed over 90 dances including ICBDA Hall Of Fame dances Laurann and Beat of Your Heart. They were honored to receive the Golden Torch award from ICBDA in 2020 as well as the Bob McNutt award from the Washington State Square Dance Federation in 2016.

Randy and Marie have taught dances and clinics at festivals and weekends in 22 U.S. states, three Canadian provinces, Germany, Sweden, Japan, and Australia. Randy retired in July of 2014 after 36 years with the Boeing Company. Marie retired from Macy's in March of 2015 after 27 years. They have three children and six grandchildren.



Amy and Ken Shotting Ellicott City, Maryland

Amy and Ken are both originally from Pennsylvania, but they met in Maryland at a church function in 1988. Ken then talked Amy into taking square dance classes. They have been dancing together ever since! In 1992, they moved to England for three years, where they started their first round dance class and club. While there, Amy was certified as a round dance cuer and round dance teacher by the Caller's Club of Great Britain. In 1995, they were selected as staff cuers at the British National. Ken and Amy returned to Maryland and started a class and club again, and feel privileged to have studied under Betty and Irv Easterday. They enjoy cueing and teaching, not only locally, but also feel very lucky to have cued

and taught at a few national conventions, dance weekends, Pennsylvania Fab Fall Festival, and ICBDA.

Ken is a retired engineer, mathematician, and computer scientist. Amy is a retired registered nurse.

Ken and Amy are members of ICBDA, where Ken serves on the Technical Advisory Committee (TAC). They are members of Roundalab, where they serve on the Phase IV Smooth Committee and the Phase III and IV Round of the Quarter committees. They are also members of their local round dance teachers' association. Recent choreographed dances include S.O.S., Key Largo Bolero, Hawaiian Roller Coaster Ride, Count On Me, Just A Song, and The Things We Do For Love.





Mary and Bob Townsend-Manning St. George, Utah

Mary Townsend-Manning is a retired U.S. Navy Captain, and Bob Townsend-Manning is a retired U.S. Navy Lieutenant Commander. Combined, they served 58 years and danced all over the country. They have been round dancing for 33 years and cueing and teaching for 17 years. They teach out of their home studio in the St. George, Utah, area.

Mary and Bob teach beginning, intermediate, and advanced round dance, and lead Carousel Club #367. They have been featured cuers at festivals and special dances in Utah, Nevada, California, Idaho, Oregon, Montana, and Minnesota. They have taught phase II-V dances at National Square Dance Conventions, USA West, and ICBDA. They have demonstrated

phase V dances at ICBDA Conventions and Round-A-Rama.

Mary and Bob are members of Roundalab and serve as chairman and members of various committees. They are also members of ICBDA and the Rocky Mountain Teacher and Cuer Association. They serve on the ICBDA Technical Advisory Committee (TAC) as Secretary and are the current Standards Coordinator for Roundalab.

Mary and Bob have choreographed many dances since 2007. Their most recent choreography includes Bad Habits (V CH), Love Will Keep Us Alive (V BL), Until I Found You (V ST), Soul Sister Merengue (IV MR) and Thank God (V WC).



Klaus Völkl and Evi Kuhn Munich, Germany

Klaus Völkl began round dancing and cueing in 1975. In 1976, he taught his first class at age 18. Since then he has conducted countless classes, at all levels, and has written many dances for his local clubs in Germany, but only committed a few to paper, before retiring from his job at BMW. He is a member of Roundalab and ICBDA.

Klaus and his wife Marion were married for 37 years, and participated in and organized countless special dance events. In 1998, they attended the URDC Convention in San Jose, where Klaus was asked to cue. Since then, they have attended several U.S. conventions. Unfortunately, a few years ago, Marion lost her battle with breast cancer, but Klaus has stayed busy with their three children and four grandchildren.

Eva “Evi” Kuhn started round dancing in 1989. She and her husband Karlheinz were married for 39 years. They had two children and now a granddaughter.

She started cueing in 1995 and conducted a beginner’s class in 2002. She was a club cuer for several German clubs and has cued at many special dances.

When her husband became ill, she took a ten-year break from dancing. After his death in January 2020, Klaus and Evi began dancing together in November of 2020. In March of 2021, they realized that they had more in common than just dancing and are now a couple. Now that they are starting over again together, Evi is back to teaching and cueing.





Randy and Rose Wulf

Olympia, Washington / Mesa, Arizona

Randy and Rose began round dancing in 1984 with Dennis Crapo, and at his encouragement, began teaching and cueing in 1986. Both Randy and Rose cued and taught for ten years. After a 13-year sabbatical to raise a family, they returned to the dance world in 2007, with Randy taking up the microphone and Rose sharing her passion for dance in choreography and co-teaching.

They have been featured cuers and teachers in Alaska, California, Colorado, Washington, Oregon, and Idaho, and presented dances and workshops at several USA West and national conventions. They were on staff at Circle 8 Dance Ranch, Cle Elum, Washington, teaching two week-

long dance programs and teaching at Magical Weekend of Rounds with Jim and Bobbie Childers until Circle 8 closed in 2022. They taught a winter program for three seasons in Pharr, Texas, and currently have a winter program in Mesa, Arizona.

Some of their choreography for which they have received Round of the Month and Round of the Quarter awards includes Il Meglio Della Vita, Best Of Life, Rhythm And Romance, Ring My Bells, Hot Tango, 11 Months And 29 Days, Oh, Pretty Woman, Petite Fleur, and Drowning In Your Eyes.

They are members of Roundalab, ICBDA, Colorado Round Dance Association, and Dixie Round Dance Council. Randy serves on the Phase IV and V ROQ Roundalab Committees.

Randy and Rose love to dance and love teaching others to dance. They believe: "Life is a Dance ... Enjoy Each Step!"





Clinic Notes

Lines, They Aren't Always Straight

A Picture Figure Clinic

by Bill & Carol Goss

In dancing, there are particular figures that are likened to pictures. Is it because they are as pretty as a picture? Is it because a picture shows no motion? These same figures are sometimes called lines. Is it because they are straight like a line? Is it because the bodies are aligned in specific ways? These are all questions that we will ponder when we look at these figures starting with concepts at the Phase II level and moving through the phases to build some principles that will make these figures more understandable and enjoyable.

For us, a picture figure is one that uses shaping of the body with sway and can be maintained for at least one measure of music, though they can often be accomplished in one beat of music. Each of the picture figures, with the exception of the Hinge, has one change of weight. They are figures that allow for various amounts of time for their development. The key word being development. For instance, the Phase IV picture figure, Oversway, can be executed in one beat of music, or stretched out over one or even two measures of music. If, however, the slower stretched out version is what is desired, the picture resembles a movie more than a snapshot. In other words, the figure should be moving the entire time that it is being executed even though there will be no change of weight during that execution. That is easier said than done, but we will discuss the ways that this can be accomplished with grace and beauty.

We believe that any dancer can accomplish comfortable picture figures if they understand the mechanics of body sway, body turn, and body balance in conjunction with the position of the head and foot. In this clinic, there will be something for everyone. We will choose figures from the following list of a dozen figures that we would consider picture figures, originating from all six phases. The figures are:

Phase II

- Sway

Phase III

- Chair

Phase IV

- Oversway
- Promenade Sway
- Whiplash
- Develope
- Right Lunge

Phase V

- Hinge
- Contra Check
- Eros Line

Phase VI

- Throwaway Oversway
- Same Foot Lunge

We will look at groups of figures that have similar properties and try to show that once you master lower-level picture figures, the higher-level ones are not that much more difficult to accomplish. One group of figures that

...continued on page 31



Clinic Notes



Lines, They Aren't Always Straight
A Picture Figure Clinic
by Bill & Carol Goss

have the similar characteristic of Sway are built on the Phase II figure, sway. We have placed the following figures into this family of figures:

- Sway
- Oversway
- Promenade sway
- Hinge
- Throwaway Oversway

Another family of figures have a similar characteristic of a lunge. These can be related starting with the Phase III figure, Chair. We have placed the following figures into this family of figures:

- Chair
- Whiplash
- Develope
- Right Lunge
- Contra Check
- Same Foot Lunge
- Eros Line

Our goal is to show the correct foot placement, head placement, and body turn and sway for each of these figures that will allow you to hold a pose so a picture could be taken. However, we still want the body to be continuously moving in and out of the “pose” when dancing picture figures.

Come one, come all, and be ready to be amazed at how easily you can feel and look as pretty as a picture.





Cue Sheets Listings

Dance Title	Rhythm & Phase	Choreographers
A Great Night	Foxtrot 5	Randy & Rose Wulf
A Quiet Tear IV	Bolero 4	Doug & Leslie Dodge
Anti-Hero	Samba 5+0+3	Klaus Völkl & Evi Kuhn
Before You	Slow Two Step 5+1+3	Mary & Bob Townsend Manning
Canadian Man	Foxtrot 5+2	Steve Gibson
Cuando Seas Mia	Rumba 3+2+1	Barbara & Tom Buchanan
Dance My Dreams	Waltz 5+2	Bob & Kay "Ski's" Kurczewski
Dance The Night	Cha Cha 4+2	Fred & Linda Ayres
Hero	Bolero 6	Rey & Sherry Garza
Higher	Tango 6	Randy & Marie Preskitt
Horchat Hai Caliptus	Waltz 6	Bill & Beth Davenport
It's All Right 4	Foxtrot 4	JL & Linda Pelton
Just A Kiss	Slow Two Step 5+0+2	Tom Hicks
On Three Words	West Coast 6	Mike & Mary Foral
Raindrops Keep Falling	Foxtrot 6	Mike & Leisa Dawson
Red Bull	Paso Doble 6	Rick Linden , ISTD, & Nancy Kasznay
Sleeping Child	Rumba 4+2	Joe & Pat Hilton
Somewhere In Time	Waltz 4	Bob & Sally Nolen
Spaghetti Rag	Two Step	Sue & Con Gniewek
Speaking Of The Devil	Cha Cha 4+1+1	John & Karen Herr
Time After Time	West Coast 5+0+2	Dawn Mee

Rhythm & Phase	Dance	Choreographers
Bolero 4	A Quiet Tear IV	Doug & Leslie Dodge
Bolero 6	Hero	Rey & Sherry Garza
Cha Cha 4	Dance The Night	Fred & Linda Ayres
Cha Cha 4	Speaking Of The Devil	John & Karen Herr
Foxtrot 4	It's All Right 4	JL & Linda Pelton
Foxtrot 5	A Great Night	Randy & Rose Wulf
Foxtrot 5	Canadian Man	Steve Gibson
Foxtrot 6	Raindrops Keep Falling	Mike & Leisa Dawson
Paso Doble 6	Red Bull	Rick Linden, & Nancy Kasznay
Rumba 3	Cuando Seas Mia	Barbara & Tom Buchanan
Rumba 4	Sleeping Child	Joe & Pat Hilton
Samba 5	Anti-Hero	Klaus Völkl & Evi Kuhn
Slow Two Step 5	Before You	Mary & Bob Townsend-Manning
Slow Two Step 5	Just A Kiss	Tom Hicks
Tango 6	Higher	Randy & Marie Preskitt
Two Step	Spaghetti Rag	Sue & Con Gniewek
Waltz 4	Somewhere In Time	Bob & Sally Nolen
Waltz 5	Dance My Dreams	Bob & Kay "Ski's" Kurczewski
Waltz 6	Horchat Hai Caliptus	Bill & Beth Davenport
West Coast 5	Time After Time	Dawn Mee
West Coast 6	On Three Words	Mike & Mary Foral



A GREAT NIGHT

CHOREO: RANDY & ROSE WULF RELEASED: July 2024
ADDRESS: 7616 Redstart Dr SE, Olympia, WA 98513
PHONE: HIS CELL: 360/561-8999 HER CELL: 360/561-5185
E-MAIL: randyrosedance@hotmail.com WEBSITE: www.randyrosedance.com
MUSIC: A Great Night ARTIST: Luigi Olivato; Ballroom Resilience
SOURCE: Casa Musica TIME: 3:06 as downloaded, slow 6%
<https://casa-musica.com/en/38885-a-great-night-slowfox-28.html>
RHYTHM/PHASE: Foxtrot; Phase 5
FOOTWORK: Opposite unless indicated (**W's footwork in parentheses**) Standard timing unless noted.
SEQUENCE: INTRO A B A 1-8 C B D END

MEAS INTRODUCTION

1-4 CP DRW WAIT;; DIAM TRN HALF;;
1-2 Wait;;
3-4 {Diamond Turn 1/2}Fwd L trng LF to DRW, -, cont LF trn sd R, bk L w/ptr outsd of M in BJO; staying in BJO trng LF bk R, -, sd L, fwd R outsd ptr in BJO twd DLC; (**Bk R trng LF on the diag, -, cont LF trn sd L, fwd R outsd ptr; fwd L trng LF, -, sd R, bk L;**)

PART A

1-4 TELE TO BJO; NAT WEV;; WSK;
1 {Telemark to BJO}Fwd L comm to trn LF, -, fwd and sd R arnd W cl to W's ft trng LF, fwd and sd L to end in a tight BJO; (**Bk R comm LF heel trn on R heel bringing L beside R w/no wgt, -, cont LF trn on R heel and chg wgt to L, bk and sd R;**)
2-3 {Natural Weave}Fwd R comm to trn RF, -, sd L w/L sd stretch, w/R sd ld bk R DLC prep to ld W outsd ptr; w/R sd stretch bk L in CBMP, bk R comm LF trn passing thru CP, w/L sd stretch sd and fwd L prep to stp outsd ptr trng 1/4 LF, w/L sd stretch fwd R in BJO DLW; (**Bk L comm to trn RF, -, R ft cls to L heel trn w/R sd stretch trng 1/4 RF, w/L sd ld fwd L prep to stp outsd ptr; w/L sd stretch fwd R in CBMP outsd ptr, fwd L comm to trn LF, w/R sd stretch sd R trng LF 1/8, w/R sd stretch bk L trng LF 1/8;**)
4 {Whisk}In BJO fwd L to CP, -, fwd and sd R comm rise to ball of ft, XLib of R cont to full rise on ball of ft ending in a tight SCP;
5-8 OPN NAT TRN; BK BK/LK BK; IMP TO SCP; SLO SD LK;
5 {Open Natural Turn}Comm RF upper bdy trn fwd R, -, sd L acrs LOD, cont slight RF upper bdy trn bk R ldg ptr to stp outsd M to BJO; (**Comm RF upper bdy trn bk L, -, cl R [heel turn] cont trn, fwd L outsd ptr to BJO;**)
6 {Back, Back/Lock Back}Bk L, -, bk R/lk L in frnt of R, bk R;
7 {Impetus to SCP}Comm RF upper bdy trn bk L, -, cl R L [heel turn] cont RF trn, comp trn fwd L in tight SCP; (**Comm RF upper bdy trn fwd R outsd M's ft pvtg 1/2 RF, -, sd and fwd L cont trn brush R to L, comp trn fwd R;**)
8 {Slow Side Lock}Thru R, -, sd and fwd L to CP, XRib of L trng slightly LF; (**Thru L stg LF trn, -, sd and bk R cont LF trn to CP, XLif of R;**)
9-12 TELE TO BJO; NAT WEV;; WSK;
9-12 Repeat measures 1-4
13-16 OPN NAT TRN; BK BK/LK BK; IMP TO SCP; SLO SD LK;
13-16 Repeat measures 5-8

PART B

- 1-4 REV WAV HALF; CK & WEV;; CHG OF DIR;
- 1 {Reverse Wave Half}Fwd L stg LF bdy trn up to 3/8, -, sd R LOD, bk L diag;
(Bk R stg LF bdy trn up to 3/8, -, cl L to R [heel turn], fwd R diag;)
- 2-3 {Check & Weave}Slp R ft bk undr bdy w/slight contra ck action, -, fwd L comm to trn LF, sd R [1/8 LF trn between stps 1 and 2 of the Weave] w/R sd ld and slight R sd stretch prep to ld W outsd ptr; w/R sd stretch bk L in CBMP cont 1/8 LF trn between stps 2 and 3 of the Weave, bk R to a mom CP cont to trn LF, sd and fwd L w/L sd stretch [1/4 LF trn between stps 4 and 5 of the Weave], w/L sd stretch fwd R in BJO; (Slp L ft fwd undr bdy w/slight contra ck action, -, bk R comm to trn LF, sd L [1/4 LF trn between stps 1 and 2 of the Weave] w/L sd ld and slight L sd stretch prep to stp outsd ptr; w/L sd stretch fwd R in BJO, fwd L to a mom CP cont to trn LF, sd and bk R w/R sd stretch [1/8 LF trn between stps 4 and 5 of the Weave], w/R sd stretch bk L in BJO;)
- 4 {Change of Direction}Fwd L Diag LOD and Wall, -, fwd R Diag LOD and Wall R shldr ldg trng LF stg to draw L to R and cont drawing L to R over the remainder of the meas, -;
- 5-8 CRVG 3 STP; BK CRVG 3 STP; 3 STP; R LUN ROLL & SLP;
- 5 {Curving 3 step}Fwd L comm to trn LF, -, fwd R passing well undr the bdy w/R sd stretch cont LF trn, w/R sd stretch banking into the crv fwd L well undr the bdy;
- 6 {Back curving 3 step}Bk R comm to trn LF, -, bk L passing well undr bdy w/L sd stretch cont LF trn, w/L sd stretch banking into the crv bk R well undr the bdy;
- 7 {3 Step}Stg w/L ft, three fwd passing stps w/heel ld on stps 1 and 2 rising to toe on stp 3;
- 8 {R lunge roll & slip}Sd & fwd R with flexed knee, -, rolling RF rec L, slp R past L to fc DLC in CP; (sd & bk L on flexed knee, rolling RF rec R, fwd L;)

PART A MOD

- 1-4 TELE TO BJO; NAT WEV;; WSK;
- 1-4 Repeat measures 1-4, Part A
- 5-8 OPN NAT NAT; BK BK/LK BK; IMP TO SCP; THRU CHASSE TO SCP;
- 5-7 Repeat measures 5-7, Part A
- 8 {Thru Chasse to SCP}Thru R comm trn to fc in CP, -, sd L/cl R, sd L to SCP;

PART C

- 1-4 PROM WEV;; DBL TOP SPN DLW;;
- 1-2 {Promenade Weave}From SCP DLC fwd R, -, fwd L comm LF trn, sd and slightly bk on R to BJO DRC; bk L, bk R comm LF trn and ld W to CP, sd and slightly fwd L DLW, fwd R outsd ptr to BJO; (From SCP fwd L, -, sd and slightly bk R comm LF trn to BJO, cont trng on R ft until fcg LOD then fwd L; fwd R, fwd L comm LF trn, cont LF trn sd and slightly bk R, bk L to BJO;)
- 3-4 {Top Spin, Twice}Beginning during the latter portion of the last beat of the previous action w/wgt on ball of R ft spn LF keeping L leg xtnd bk [1/8 LF trn between the preceding stp and stp 1]; bk L in CBMP, bk R trng 1/8 LF between stps 1 and 2, w/L sd stretch sd and slightly fwd L [1/4 LF trn between stps 2 and 3], w/L sd stretch fwd R in BJO DRC; Repeat to DLW;
- 5-8 HVR TELE; OP NAT TRN; OUTSD SPN; R TRNG LK;
- 5 {Hover Telemark}Fwd L, -, diag sd and fwd R rising slightly [hovering] w/bdy trng 1/8 to 1/4RF, fwd L sm stp on toes to SCP; (Bk R, -, diag sd and bk L w/hovering action and bdy trng 1/8 to 1/4 RF, fwd R sm stp on toes to SCP;)
- 6 {Open Natural}Comm RF upper bdy trn fwd R heel to toe, -, sd L across Line of Progression, cont slight RF upper bdy trn bk R ldg ptr to stp outsd the M to BJO; (Thru L, -, fwd R to CP, fwd L outsd the M to BJO;)

- 7 {Outside Spin}Comm RF bdy trn toeing in w/R sd ld bk L in CBMP sm stp 3/8 trn RF on stp 1, -, fwd R in CBMP heel to toe cont to trn RF, [3/8 RF trn between stps 2 and 3] sd and bk L to CP 1/4 RF trn on 3; (Comm RF bdy trn w/L sd ld staying well into the M's R arm R ft fwd in CBMP outsd ptr heel toe, -, L ft cls to R pvt on toes of bth ft 5/8 trn between stps 1 and 2, cont to trn RF 1/4 between stps 2 and 3 fwd R between M's ft to end in CP 1/8 RF trn on stp 3;)
- 8 Q&QS {Right Turning Lock}Bk R bkg LOD w/R sd ld comm to trn RF/XLif of R to fc COH, w/slight L sd stretch cont to trn upper bdy RF sd and fwd R between W's ft cont to trn RF, fwd L to SCP, -; (Fwd L w/L sd ld comm to trn RF/XRib of L, w/slight R sd stretch fwd and sd L staying well into M's R arm cont to trn RF, fwd R to SCP, -;)
- 9-12 WHIPLASH; FALWY 4 TO BJO; OK FTHR FNSH; DBL REV SPN;
- 9 {Whiplash}From SCP thru R, -, trng bdy RF pt L hold ending in CP, -;
- 10 QQQQ {Fallway in 4 to BJO}Bk L trng LF to FALLWAY [SCP]pos, bk R, bk L trng ptrn LF, bk R to BJO LOD; (Bk R trng RF to SCP, bk L, bk R, trng LF to BJO fwd L;)
- 11 QQQQ {Quick Feather Finish in 4}Bk L, bk R, sd L, fwd R outside ptrn to CBMP DLC;
- 12 SQQ {Double Reverse Spin}Fwd L comm to trn LF, -, sd R [3/8 LF trn between stps 1 and 2], spn up to 1/2 LF between stps 2 and 3 on ball of R bringing L ft undr bdy beside R w/no wgt flexed knees fc DLC; (Bk R SQ&Q comm trn LF, -, L ft cls to R heel trn trng 1/2 LF between stps 1 and 2/sd and slightly fwd R cont LF trn, XLif of R;)
- 13-16 DIAM TRNS;:::
- 13-16 {Diamond Turns}Fwd L trng LF on the diag, -, cont LF trn sd R, bk L w/ptr outsd M in BJO; staying in BJO and trng LF bk R, -, sd L, fwd R outsd ptr in BJO; fwd L trng LF on the diag, -, sd R, bk L w/ptr outsd M in BJO; bk R cont LF trn, -, sd L, fwd R to BJO DLC;

PART B

- 1-4 REV WAV HALF; CK & WEV;; CHG OF DIR;
- 1-4 Repeat 1-4, Part B
- 5-8 CRVG 3 STP; BK CRVG 3 STP; 3 STP; R LUN ROLL & SLP;
- 5-8 Repeat 5-8, Part B

PART D

- 1-4 REV FALWY & SLP; CHG OF DIR; TRN L & R CHASSE; TIPPLE CHASSE;
- 1 QQQQ {Reverse Fallaway & Slip}Fwd L comm to trn LF, sd and bk R w/R sd ld [1/4 LF trn between stps 1 and 2], bk L in SCP stpg well undr bdy in Fallaway Position [1/8 trn between stps 2 and 3], trng LF slp R bk past L toeing in as L ft stays fwd in BJO cont LF trn 1/4 between stps 3 and 4 pvtg on 4 to CP flexing into R knee; (Bk R, bk L w/L sd ld, bk R well undr bdy in CBP comm 5/8 trn LF at end of stp 3, cont LF trn slp L past R fwd L CP flexing left knee;)
- 2 {Change of Direction}Fwd L Diag LOD and Wall, -, fwd R Diag LOD and Wall R shldr ldg trng LF stg to draw L to R and cont drawing L to R over the remainder of the meas, -;
- 3 {Turn Left & Right Chasse}Fwd L comm LF upper bdy trn, -, sd R cont trn LF/cl L, sd R comp trn to BJO;
- 4 {Tipple Chasse}Comm RF upper bdy trn bk L trng RF, -, sd R w/slight L sd stretch trng 1/4 RF between stps 1 and 2/cl L, sd and slightly fwd R to CP DLC [1/8 RF trn between stps 3 and 4];

- 5-8 MINI TELESPI:: BK TRNG WSK; FTTHR;
- 5-6 SQQ& {Mini Telespin}Fwd L comm to trn LF, -, sd R trng 3/8 LF between stps 1 and 2, bk and sd L no wgt
 QQS light pressure inside edge of toe keeping L sd in to W/trn bdy LF no wgt to ld ww to CP comm LF spn;
 fwd L cont to spn LF on L drawing R to L undr bdy, cl R flexing knees to DRC, hold, -; (Bk R comm to
 trn LF, -, L ft cls to R heel trn trng 1/2 LF between stps 1 and 2, fwd R keeping R sd in to M/fwd L trng
 LF twd ptr hd to the R; fwd R to CP keeping hd to the L spng LF drawing L to R undr bdy, cl L flexing
 knees, hold, -;)
- 7 {Back Turning Whisk}Bk L comm to trn RF w/slight R sd stretch, -, sd and bk R cont RF upper bdy trn
 w/R sd stretch, XLib of R to tight SCP DLC;
- 8 {Feather}Fwd R, -, fwd L, fwd R outsd W in BJO; (Thru L trng LF twd ptr, -, sd and bk R, bk L in BJO;)
- 9-12 REV FALWY & SLP; CHG OF DIR; TRN L & R CHASSE; TIPPLE CHASSE;
- 9-12 Repeat measures 1-4, Part D
- 13-16 MINI TELESPI:: BK TRNG WSK; THRU CHASSE TO SCP;
- 13-15 Repeat measures 5-7, Part D
- 16 {Thru Chasse to SCP}Thru R comm trn to fc in CP, -, sd L/cl R, sd L to SCP;

END

- 1-4 PROM WEV:: DBL TOP SPN::
- 1-4 Repeat measures 1-4, Part C
- 5-8 DIAM TRN 3/4::; BOX FIN;
- 5-7 Repeat measures 13-15, Part C
- 8 {Box Finish}Bk R trng LF, -, sd L, cl R to CP;
- 9 CONTRA CK HOLD;
- 9 {Contra Check}Comm LF upper bdy trn flexing knees w/strong R sd ld ck fwd Lin CBMP, -, -, -; (Comm
 LF upper bdy trn flexing knees w/strong L sd ld bk R in CBMP looking well to L, -, -, -;)

A QUIET TEAR IV

CHOREO: Doug & Leslie Dodge
 64 E. Alexa Ct., Bozeman, MT 59718
 (406) 860-1186, douglas.dodge@yahoo.com or dodgedance@earthlink.net
 RECORD: A Quiet Tear Artist: Herb Alpert 2:23
 RHYTHM: Bolero, RAL Phase 4
 Easy level of difficulty
 FOOTWORK Opposite (Woman's footwork or other explanation in parentheses)
 SEQUENCE: A, B, C, B, A, ending
 SPEED: 46 rpm equivalent (or to comfortable for your dancers)
 DATE: March 2024

INTRODUCTION	
Meas.	
1-2	(CLOSED POSITION-FACING WALL) WAIT 2 MEAS;;
1-2	In closed position, man facing wall with lead feet free, wait 2 measures;;

PART A	
Meas.	
1-4	BASIC;; TURNING BASIC;;
1-2	(Basic) Side left with body rise, -, back right with slipping action, forward left; side right with body rise, -, forward left with slipping action, back right; (WOMAN: Side right with body rise, -, forward left with slipping action, back right; side left with body rise, -, back right with slipping action, forward left;)
3-4	(Turning Basic) Side left commencing slight right body rotation, -, turning 1/4 left face with slip pivot action back right, forward left turning 1/4 left face to CP-COH; side right, -, forward left with checking action, back right; (WOMAN: Side right commencing slight right body rotation, -, turning 1/4 left face with slip pivot action forward left, back right turning 1/4 left face; side left, -, back right with checking action, forward left;)
5-8	BASIC;; TURNING BASIC;;
5-8	(Starting in CP-COH) Repeat measures 1-4 (to end in CP-Wall);;;

PART B	
Meas.	
1-4	NEW YORKER 2X;; AIDA & ROCK 2;;
1	(New Yorker) Side left with body rise, - turning L ¼ to side by side position, forward right with slipping action lowering, back left commence turn to face partner;
2	(New Yorker) Side right (to RLOD) with body rise, - turning R ¼ to side by side position, forward left with slipping action lowering, back right commence turn to face partner;

3-4	(Aida & Rock 2) Side left to modified slight open "V" shape toward partner, -, thru right, turning right face step side left; continue right face turn back right in Aida Line, -, rock fwd left, recover back right; (WOMAN: Side right to modified slight open "V" shape toward partner, -, thru left, turning left face step side right; continue left face turn back left in Aida Line, -, rock fwd right, recover back left;)
5-8	SWIVEL TO FACE & FENCE LINE; CRAB WALK 2X;; FENCELINE TO LOW BFLY;
5	(Swivel to face & fence line) On left foot swivel left to Bfly, - cross lunge thru with right foot with bent knee looking in the direction of lunge, recover onto left foot facing partner;
6-7	(Crab walks) Side right with body rise, -, cross left in front, side right; cross left in front, -, side right, cross left in front;
8	(Fence line) Side right, -, cross lunge thru with left foot with bent knee looking right, recover onto right foot facing partner;
9	SLOW HIP ROCK 2;
9	(Slow Hip Rock) In low Bfly rock side left rolling hip side and back, -, recover right rolling hip side and back, -;

PART C	
Meas.	
1-4	SHOULDER to SHOULDER; REVERSE UNDERARM TURN; UNDERARM TURN; LUNGE BREAK;
1	(Shoulder to Shoulder) In Butterfly Position side left with body rise, -, cross right in front to Butterfly Banjo Position lowering, back left turning to face partner; (WOMAN: From Butterfly Position side right with body rise, -, cross left in back to Butterfly Banjo Position lowering, forward right to face partner;)
2	(Reverse Underarm Turn) Side right with body rise, -, cross left in front of right lowering while bring lead hands high between partners, back right; (WOMAN: Side left with body rise commence left face turn under joined lead hands, -, cross right in front lowering and continue turn 1/2 left face, forward left complete left face turn to face partner;)
3	(Underarm Turn) Side left with body rise raising lead hand, -, cross right in back of left lowering, forward left; (WOMAN: Side right with body rise commence right face turn under joined lead hands, -, cross left in front lowering and continue turning 1/2 right face, forward right complete right face turn to face partner;)
4	(Lunge Break) Side and forward right with body rise to Left Open Facing, -, commence slight right face body turn lowering on right leading woman back by extending left hand forward, commence slight left face body turn rising on right to recover; (WOMAN: Side and back left with body rise to Left Open Facing, -, back right with contra check like action, forward left;)
5-8	CROSS BODY to RIGHT HANDSHAKE; SHADOW NEW YORKER; CROSS BODY TO CP; HIP LIFT;
5	(Cross Body) Side and back left turning left face, -, back right with slipping action turning left face, forward left turning left face COH and join right hands; (WOMAN: Side and forward right, -, forward left crossing in front of man turning left face, small side right;)

6	(Shadow New Yorker) Side right with body rise, - commence turn to side by side position with man's left arm behind partner, forward left with slipping action lowering, back right commence turn to face partner;
7	(Cross Body) With right hands joined - repeat Part C, measure 5 – blending to CP-wall;
8	(Hip Lift) Side right bringing free foot to weighted foot, -, with slight pressure on free left foot lift hip, lower hip (ends with lead foot free);

ENDING	
Meas.	
1-3	UNDERARM TURN; REVERSE UNDERARM TURN; BACK to a LEG CRAWL;
1	(Underarm Turn) Repeat Part C, measure 3;
2	(Reverse Underarm Turn) Repeat Part C, measure 2;
3	(Back to a Leg Crawl) In CP-wall back and side left with relaxed knee, -, straighten left leg, -; (Woman) Fwd right, -, slide left leg with the toe pointed to the floor up along the man's right outer thigh as the man straightens his left leg from a soft knee.

Head Cues

Intro

(CP-Wall) 2 meas. wait;;

A

Basic;; turning basic;;

Basic;; turning basic;;

B

New Yorker 2X;; aida & rock 2;;

Swivel to face & fenceline; crab walk 2X;; fenceline to low Bfly;

Slow hip rock 2;

C

Shoulder-to-shoulder; rev underarm turn; underarm turn; lunge break;

Cross body to R handshake; shadow New Yorker;

Cross body to CP; hip lift;

B

New Yorker 2X;; aida & rock 2;;

Swivel to face & fenceline; crab walk 2X;; fenceline to low Bfly;

Slow hip rock 2;

A

Basic;; turning basic;;

Basic;; turning basic;;

Ending

Underarm turn; rev underarm turn to CP;

Back corte & leg crawl;

Anti-Hero



Released: 25/05/2024
 Choreographers: Klaus Völkl und Eva Kuhn, Rübezahlstr. 48a, 81739 München
 E-Mail: kundmv@t-online.de
 Music: Anti-Hero – Taylor Swift (CD Midnight or download at Amazon)
 Footwork: Opposite Footwork
 Rhythm: SB Phase V+0+3 (Promenade & CounterPromenade Runs, Circular Voltas, Whisk twirl)

Sequence: Intro-ABC-Inter-ABC-End

INTRO

1-4 BFLY POS Id ft free – WAIT 4 MEAS;;;:
 1-4 BFLY Pos M fcg WALL – Id ft free wt 4 meas;;;;

Part A

1-8 BASIC;; 2 SHADOW BOTA FOGOS;;
CRISS CROSS;; 2 SHADOW BOTA FOGOS;;

1á2 1-2 {bas} Fwd L / cl R, in pl L; Bk R / cl L, in pl R;
 1á2 (W Bk R / cl L, in pl R; Fwd L / cl R, in pl L;)
 1á2 3 {2 Shadow Bota Fogos} Rel trl hnds and raising jnd Id hnds Fwd L twd DLW / trng LF to fc LOD sd R allowing W to pass undr jnd Id hnds, trng LF to DLC replace L keeping jnd hnds;
 (W Having moved slightly ahead of M fwd R twd DLC / trng RF to fc LOD sd L, replace R still fcg LOD;)
 1á2 4 Fwd R twd DLC / trng RF to fc LOD sd L allowing W to pass undr jnd Id hnds, trng RF to DLW replace R keeping jnd hnds;
 (W Fwd L twd DLW / trng LF to fc LOD sd R, replace L still fcg LOD;)
 1á2á 5-6 {Criss X Volta} XLIF curving LF / sd & bk R, XLIF curving LF, sd & bk R;
 1á2 XLIF curving LF / sd & bk R, XLIF curving LF;
 (W XRIF curving RF / sd & bk L, XRIF curving RF, sd & bk L; XRIF curving RF / sd & bk L, XRIF curving RF;)
 7-8 {2 Shadow Bota Fogos} rpt meas 3-4 of Part A but in the opp DIR;;

9-16 CRISS CROSS;; WHISK LEFT & RIGHT;; SPOT VOLTA-TWICE;;;:

1á2 9-10 {Criss X Volta} XRIF curving RF / sd & bk L, XRIF curving RF, sd & bk L; XRIF curving RF / sd & bk L, XRIF curving RF;
 1á2 (W XLIF curving LF / sd & bk R, XLIF curving LF, sd & bk R; XLIF curving LF / sd & bk R, XLIF curving LF;)
 1á2 11-12 {Wsk L & R} Sd L / XRib, rec L; Sd R / XLib, rec R;
 1á2 (W Sd R / XLib, rec R; Sd L / XRib, rec L;)
 1á2 13-14 {spt Volta} XLIF trng LF / R in plc cont trn LF, XLIF cont trng LF / R in plc cont trng LF; XLIF cont trng LF / R in plc cont trn LF, XLIF fin trng LF; (W XRIF trng RF / L in plc cont trn RF, XRIF cont trng RF / L in plc cont trng RF; XRIF cont trng RF / L in plc cont trn RF, XRIF fin trng RF;) This Volta is 2 complete turns in 7 steps with the ball of the Xing ft remaining on one spot-optional it can be done with one full turn.
 15-16 {spt Volta} rpt meas 13-14 of Part A but in the opp DIR;;

Part B

- 1-8 BOTA FOGO TO SCP; CORTA JACA-LADY BOTA FOGO;
2 CONTRA BOTA FOGOS;;
CIRCULAR VOLTAS WITH BOTA ENDING-TWICE;;;:**
- 1á2 1 {Bota Fogo to SCP} Fwd L twd WALL / sd R trng LF trng to SCP fcg
 LOD, rec L; (W Bk R / sd L trng RF to SCP fcg LOD, rec R;)
- 1á2 2 {Corta Jaca-L Bota Fogo} Fwd R heel / rec L, bk R toe / rec L;
 (W ; Fwd L in SCP / sd R trng LF to fc, replace L in BJO DRC;)
- 1á2 3-4 {2 contra bota fogos} (both R ft free) Fwd R in BJO / sd L trng RF to fc,
 1á2 replace R to SCAR DRW; Fwd L in SCAR / sd R trng LF to fc, replace
 L in BJO DLW;
 (W Fwd R in BJO / sd L trng RF to fc, replace R to SCAR DLC; Fwd L in
 SCAR / sd R trng LF to fc, replace L in BJO DRC;)
- 1á2 5-6 {circ Voltas w/ Bota end} Wheeling RF in Bfly BJO XRIF / sd L, XRIF /
 1á2 sd L; XRIF / sd L trng to fc COH, replace R to Bfly SCAR;
 (W Wheeling RF in Bfly BJO XRIF / sd L, XRIF / sd L; XRIF / sd L trng
 to fc WALL, replace R to Bfly SCAR;)
- 1á2 7-8 {circ Voltas w/ Bota end} Wheeling LF in SCAR XLIF / sd R, XLIF /
 1á2 sd R; XLIF / sd R trng to fc WALL, replace L to Bfly BJO;
 (W Wheeling LF in SCAR XLIF / sd R, XLIF / sd R; XLIF / sd R trng to fc
 COH, replace L to Bfly BJO;)
- 9-16 2 CONTRA BOTA FOGOS;; CORTA JACA-LADY BOTA FOGO;
PICKUP,SD,CL; TRAVELING BOTA FOGO;;
TRAVELING BOTA FOGO; FORWARD TO FACE;**
- 9-10 {2 contra bota fogos} rpt meas 3-4 of Part B;;
- 1á2 11 {Corta Jaca-L Bota Fogo} rpt meas 2 of Part B
 (W Fwd R in BJO / sd L trng RF to fc, replace R in SCP;)
- 1á2 12 {Pickup} Thru R-pick her up / sd L, R stp in pl (W Thru L trn ½ LF trn to
 CP fcg RLOD, sd R, L stp in plc) to CP/LOD;
- 1á2 13-14 {trav bota fogo} Fwd L (in CP) / sd R , trng to BJO rec L;
 1á2 Fwd R in BJO / sd L to fc, rec R trng to SCAR;
 (W Bwd R (in CP) / sd L , trng to BJO rec R;
 Bwd L in BJO / sd R to fc, rec L trng to SCAR;
- 1á2 15 {trav bota fogo} rpt meas 13 of Part B
- 1á2 16 {fwd to fc} Fwd R in BJO trng to fc WALL/ sd L, cl R;
 (W Bwd R (in CP) / sd L , trng to BJO rec R;

Part C

- 1-8** **BASIC;; WHISK TWIRL; WHISK TO SCP; SAMBA WALK; SIDE SAMBA WALK; SAMBA WALK; SIDE SAMBA WALK;**
- 1-2 {bas} rpt meas 1-2 of Part A;;
- 1á2 3 {Wsk twrl} Sd L raising ld hnds and rel trl hnds / XRib, rec L;
(W Sd R trng to fc LOD / thru L leaving R ft in pl, trng RF 5/8 ;)
- 1á2 4 {Wsk R} rpt meas 12 of Part A to end in SCP;
- 1á2 5 {SB wks} trng to SCP fcg LOD fwd L / plc R bwd on insd edge of toe,
pull L bk twd R ft;
(W Fwd R / plc L bwd on insd edge of toe, pull R bk twd L ft;)
- 1á2 6 {sd SB wks} Fwd R / sd L on insd edge of toe, pull R sd twd L;
(W Fwd L / sd R on insd edge of toe, pull L sd twd R;)
- 7-8 rpt meas 5-6 of Part C;;
- 9-16** **PROMENADE & COUNTER PROMENADE RUNS-twice;;; SIDE BASIC-TWICE;; STATIONARY WALKS-TWICE;;**
- 1á2 9-10 {Prom & Counter Runs} Fwd & Sd L twd DLW arnd ptr trn ½ RF / stp R
in pl (almost XLIB), fwd L twd LOD; (W fwd R / bk L, pull bk R slightly;)
- 1á2 Fwd R / bk L, pull bk R slightly (W fwd & Sd L twd DLW arnd ptr
trn ½ RF / stp R in pl (almost XLIB), fwd L twd LOD)
to end in Half OP/LOD;
- 11-12 {Prom & Counter Runs} repeat meas 9-10 of Part C to CP fcg WALL;;
- 1á2 13-14 {Sd Bas-twice} Sd L / cl R to L, R stp in plc; Sd R / cl L to R, L stp
in plc; (W Sd R / cl L to R, L stp in plc; Sd L / cl R to L, R stp in plc;)
- 1á2 15-16 {Stationary Walks-twice} Slightly fwd L/push back R w/ partial wgt &
draw L undr bdy, rec L; Slightly fwd R/push back L w/ partial wgt & draw
L undr bdy, rec R; (W Slightly fwd R/push back L w/ partial wgt & draw L
undr bdy, rec R; Slightly fwd L/push back R w/ partial wgt & draw L undr
bdy, rec L;)

Interlude

- 1-4** **TRAVELING VOLTAS WITH BOTA ENDING;; TRAVELING VOLTAS;;**
- 1á2á 1-2 {Trav Volta w/ Bota end} XLIF / R sd & bk, XLIF / R sd & bk;
1á2 XLIF / push sd R, rec L; (W XRIF / L sd & bk, XRIF / L sd & bk;
XRIF / push sd L, rec R;)
- 1á2á 3-4 {Trav Volta} XRIF / L sd & bk, XRIF / L sd & bk; XRIF / L sd & bk,
1á2 XRIF; (W XLIF / R sd & bk, XLIF / R sd & bk; XLIF / R sd & bk, XLIF;)

End

- 1** **POINT SIDE;**
- S 1 {pt sd} pt L ft to sd twd LOD (W pt R ft to the sd twd LOD);

Sequence: Intro-ABC-Inter-ABC-End

- Intro: Bfly M fc WALL Id ft free-wait 4 meas;;;
- Part A: Basic;; 2 Shadow Bota Fogos;; Criss Cross;; 2 Shadow Bota Fogos;;
Criss Cross;; Whisk Left & Right;; Spot Voltas-twice;;;
- Part B: Bota Fogo to SCP; Corta Jaca-Lady Bota Fogo; 2 contra Bota Fogos;;
Circular Voltas with Bota ending-twice;;;
2 Contra Bota Fogos;; Corta Jaca-Lady Bota Fogo; PU,sd,cl;
Traveling Bota Fogos-twice;;; to fc;
- Part C: Basic;; Whisk Twirl; Whisk R to SCP;
Samba Walk; Side Samba Walks; Samba Walk; Side Samba Walks;
Promenade & Counter Promenade Runs-twice;;;
Side Basic-twice;; Stationary Walks-twice;;
- Inter: Traveling Voltas with Bota Ending;; Traveling Voltas;;
- Part A: Basic;; 2 Shadow Bota Fogos;; Criss Cross;; 2 Shadow Bota Fogos;;
Criss Cross;; Whisk Left & Right;; Spot Voltas-twice;;;
- Part B: Bota Fogo to SCP; Corta Jaca-Lady Bota Fogo; 2 contra Bota Fogos;;
Circular Voltas with Bota ending-twice;;;
2 Contra Bota Fogos;; Corta Jaca-Lady Bota Fogo; PU,sd,cl;
Traveling Bota Fogo;; Traveling Bota Fogo; Forward to fc;
- Part C: Basic;; Whisk Twirl; Whisk R to SCP;
Samba Walk; Side Samba Walks; Samba Walk; Samba Walks to ½ OP;
Promenade & Counter Promenade Runs-twice;;;
Side Basic-twice;; Stationary Walks-twice;;
- End: Point Side,

BEFORE YOU

Choreographers: Mary and Bob Townsend-Manning
1238 Sunrise Cir, Washington, UT 84780
(435) 773-8930, townsendmanning@gmail.com

Music: Before You **Artist:** Benson Boone
Album: Before You – Single **3:08 @ 45 rpm; Slow to 39 rpm (3:38)**

Footwork: Opposite, except where noted **SQQ, except where noted**

Rhythm/Level: Slow Two Step V+1 (Same Foot Lunge)
+ 3 (Passing Alternating Underarm Turns, Sweetheart Switch, Tunnel Exit)

Sequence: A Intld 1 B A(9-16) Intld 2 B Intld 3 C End **Released Jul 2024**

PART A

Part A starts on the downbeat with the word “want”. (“Why would I want...”)

- 1---4** **{CP WALL} BASIC ; ; TRAVELING RIGHT TURN WITH OUTSIDE ROLL ; ;**
1-2 {Bas} Sd L, -, XRib, rec L; Sd R, -, XLib, rec R;
3-4 {Trav R Trn w/ Outsd Roll} Swvlg RF on wgt'd R ft fwd & sd L acrs ptr trng RF to fc RLOD, -, hook R, unwind shifting wgt to L (W Swvlg RF on L ft fwd R btwn M's ft trng RF, -, fwd L arnd M, fwd R arnd M) to BJO DLW; Fwd R trng RF, -, raising jnd ld hnds ldg W to trn RF sd L, XRif (W Bk L trng RF, -, cont RF trn sd & fwd R, bk & sd L comp RF trn) to CP WALL;
- 5---8** **{CP WALL} TRAVELING RIGHT TURN WITH OUTSIDE ROLL ; ;**
SIDE BASIC ; OPEN BREAK ;
5-6 Repeat meas 3-4 of Part A;;
7 {Sd Bas} Repeat meas 1 of Part A;
8 {Op Brk} Sd R, -, bk L, rec R to LOP-FCG WALL;
- 9--12** **{LOP-FCG WALL} CHANGE SIDES UNDERARM ; BASIC ENDING ;**
LEFT TURN WITH INSIDE ROLL ; TUNNEL EXIT ;
9 {Chg Sds Undrm} Raising jnd ld hnds fwd L trng ½ RF, -, sd R, XLif (W Fwd R trng ½ LF under jnd ld hnds, -, sd L, XRif) to LOP-FCG COH;
10 {Bas End} Sd R, -, XLib, rec R to CP COH;
11 {L Trn w/ Insd Roll} Swvlg LF on wgt'd R ft fwd & sd L trng LF, -, raising jnd ld hnds sd R, XLif (W Swvlg LF on wgt'd L ft fwd R acrs ptr trng LF, -, fwd & sd L trng LF undr jnd ld hnds, cont LF trn sd & bk R) to LOP-FCG WALL;
12 {Tunnel Exit} Raising jnd ld hnds sd R ckg ldg W arnd in frnt twd COH, -, comm trng LF under jnd ld hnds rec L, rec R comp trng LF (W Sd L arnd M trng RF, - fwd R, fwd L) to LOP LOD;
- 13-16** **{LOP LOD} OUTSIDE ROLL ; TUNNEL EXIT ; OUTSIDE ROLL ;**
BASIC ENDING ;
13 {Outsd Roll} Fwd L lowering jnd ld hnds btwn ptrs trng ¼ LF, -, raising jnd ld hnds ldg W to trn RF sd R, XLif (W Fwd R trng ¼ RF, -, under jnd ld hnds sd & bk L cont RF trn, sd & fwd R comp RF trn) to LOP-FCG COH;
14 Repeat meas 12 of Part A LOP RLOD;
15 Repeat meas 13 of Part A to CP WALL;
16 {Bas Ending} Sd R, -, XLib, rec R to CP WALL;

BEFORE YOU
Mary and Bob Townsend-Manning

INTERLUDE 1

- 1---4 {CP WALL} SIDE TO SLOW HINGE ; ; RISE AND SWIVEL TO SAME FOOT LUNGE ; CHANGE SWAY LADY RECOVER ;**
S-- 1-2 {Sd to Slo Hinge} Sd L, -, rise w/ slight LF trn ld W to hook, lower on L (W Sd R,
(SQ-) -, rise trng LF XLib tightly, lower xtndg R ft fwd) to Hinge Line; Cont slight lowering
and hold, -, -, -;
S-- 3 {Rise & Swvl to Same Ft Lun} Rising on L cl R, -, swvl W RF, lower on R (W Rise
L cl R, -, swvl RF, lower on R hd well to L) to Same Ft Lun Line;
--- 4 {Chg Sway W Rec} Chg sway by stretching R sd opg W's hd, -, -, -
(---/&) (W Hold, -, -, -/rec L) to CP WALL;

PART B

- 1---4 {CP WALL} LEFT TURN WITH INSIDE ROLL ; BASIC ENDING ; TWISTY BASIC ; ;**
1 Repeat meas 11 of Part A to CP COH;
2 Repeat meas 16 of Part A to CP COH;
3-4 {Twsty Bas} Sd L, -, XRib, rec L (W Sd R, -, XLif, rec R); Sd R, -, XLib, rec R (W
Sd L, -, XRif, rec L);
- 5---8 {CP COH} RIGHT TURN WITH OUTSIDE ROLL ; SWEETHEART WRAP LADY IN 2 ; SWEETHEART RUN TWICE ; ;**
5 {R Trn w/ Outsld Roll} Swvlg RF on wgted R ft sd & bk L acrs ptr trng RF, -, raising
jnd lds hnds ldg W to trn RF sd R, XLif (W Swvlg RF on wgted L ft fwd R trng RF, -,
sd & bk L cont RF trn undr jnd ld hnds, sd & fwd R comp RF trn) to BFLY WALL;
SQQ 6 {Swht Wrp W in 2} Both ld & tr hnds jnd sd R raising ld hnds, -, XLib trng LF, rec
(SS) R (W Sd L, -, XRif trng LF under jnd ld hnds, -) to WRP LOD same footwork;
7-8 Fwd L, -, fwd R, fwd L; Fwd R, -, fwd L, fwd R to WRP DLW;
- 9—12 {WRP DLW} SWEETHEART SWITCH FACE COH ; LADY ROLL 4 TO LOW BFLY LOD ; TRAVELING CROSS CHASSE ; PASSING CROSS CHASSE ;**
9 {Swht Swch} Fwd L swvl RF ½ plcg W on L sd, -, rec R cont RF trn to COH, XLif
(W Fwd L swvl RF ½ to L WRP, -, rec R cont RF trn to COH, XLif) to L WRP COH;
SQQ 10 {W Roll 4} Trng RF ¼ fwd R, -, fwd L, fwd R (W Trng RF ¼ fwd & sd R, cont RF
(QQQQ) trn sd & bk L, cont RF trn fwd & sd R, comp 1 & ¾ RF trn sd & bk L) to LOW BFLY
LOD opp footwork;
11 {Trav X Chasse} Fwd L trn slightly LF, -, sd & fwd R, XLif;
12 {Passg X Chasse} Fwd R comm RF trn, -, sd L cont RF trn passing W, XRif (W
small bk & sd L trng RF, -, small sd & fwd R trng RF, XLif) to LOW BFLY RLOD;
- 13-16 {LOW BFLY RLOD} BACK TRAVELING CROSS CHASSE TWICE ; TO FACE WALL ; SIDE BASIC ; OPEN BREAK ;**
13-14 Bk L trn slightly RF, -, sd & bk R, XLif; Bk R trn slightly LF, -, sd & bk L, XRif
to BFLY WALL;
15-16 Repeat meas 7-8 of Part A to LOP-FCG WALL;;

BEFORE YOU
Mary and Bob Townsend-Manning

REPEAT PART A MEAS 9-16

INTERLUDE 2

- 1-5.5 {CP WALL} SIDE TO SLOW HINGE ; ; RISE AND SWIVEL TO SAME FOOT LUNGE ; CHANGE SWAY ; LADY CROSS SWIVEL TWICE ; HOLD LADY RECOVER, ,**
1-3 Repeat meas 1-3 of Intld 1;;;
--- 4 {Chg Sway} Chg sway by stretching R sd opening W's hd, -, -, - (W Hold, -, -, -);
SS 5 {W X swvl 2X} Rec L ldg W to swvl LF, -, rec R ldg W to swvl RF, - (W Rec L swvl LF ½, -, fwd R swvl RF ½ xtndg L ft, -) to Same Ft Lun Line;
-,-, 5.5 {Hold W Rec} Hold, - (W hold, -/rec L) to BFLY WALL,
(-, -/&,) *[There are two extra beats in Interlude 2]*

REPEAT PART B

INTERLUDE 3

- 1---4 {LOP WALL} TCH TO SLO SUNBURST ; ; TWO OPEN BASICS ; ;**
--- 1-2 {Tch to Slo Sunburst} Tch L to R bring bth jnd hnds low, slowly bring bth jnd hnds
--- up btwn ptrs ovr next 3 bts,,; Slowly bring jnd hnds out and dwn to sides;
3-4 {2 Op Bas} Sd L, -, XRib, rec L to ½ LOP RLOD; Sd R, -, XLib, rec R to ½ OP LOD;
5---8 {1/2 OP LOD} THE SQUARE ; ; ; ;
5-6 {The Square} Fwd & sd L Xif of W trng ¼ RF, -, sd R, XLif (W Fwd R trng ¼ RF, -, sd L, XRif) to L ½ OP COH; Fwd R trng ¼ RF, -, sd L, XRif (W Fwd & sd L Xif of M trng ¼ RF, -, sd R, XLif) to ½ OP RLOD;
7-8 {The Square (Cont)} Repeat meas 5-6 of Intld 3 to ½ OP LOD;;

PART C

- 1---4 {1/2 OP LOD} TWO SWITCHES ; ; ARM TO ARM ; ;**
1-2 {2 Swch} Fwd & sd L trng RF Xif of W, -, sd R, XLif (W Fwd R, -, sd L, XRif); Fwd R, -, sd L, XRif (W Fwd & sd L trng RF Xif of M, -, sd R, XLif);
3-4 {Arm-Arm} Fwd L scooping W to L arm, -, fwd R, fwd L (W Swvlg LF on L fwd & sd R Xif of M into M's L arm, -, fwd L, fwd R) to ½ LOP LOD; Fwd R scooping W to R arm, -, fwd L, fwd R (W Swvlg RF on R fwd & sd L Xif of M into M's R arm, -, fwd R, fwd L) to ½ OP LOD;

BEFORE YOU
Mary and Bob Townsend-Manning

PART C (CONTINUED)

- 5--10** **{1/2 OP LOD} TRIPLE TRAVELER ; ; ; TWO LUNGE BASICS ; TO A HANDSHAKE ; OPEN BREAK STACK RIGHT OVER LEFT ;**
5 {Start Trpl Trav (L Trn w/ Insd Roll)} Swvlg LF on wgted R ft fwd & sd L trng LF, -, raising jnd ld hnds sd R, XLif (W Swvlg LF on wgted L ft fwd R acrs ptr trng LF, -, fwd & sd L trng LF undr jnd ld hnds, cont LF trn sd & bk R) to LOP-FCG COH;
6 {Trpl Trav cont (M Sprl)} Sd & fwd sprl R, -, fwd L, fwd R (W Sd & fwd L, -, fwd R, fwd L) to LOP LOD;
7 {Trpl Trav cont (Outside Roll)} Fwd L lowering jnd ld hnds btwn ptrs trng LF 1/4, -, raising jnd ld hnds ldg W to trn RF sd R, XLif (W Fwd R trng 1/4 RF, -, under jnd ld hnds sd & bk L cont RF trn, sd & fwd R comp RF trn) to BFLY COH;
8-9 (2 Lun Bas) Sd L, -, rec R, XLif; Sd R, -, rec L, XRif to HND SHK COH;
10 Repeat meas 8 of Part A stacking jnd L hnds undr jnd R hnds;
- 11-14** **{STACKED HNDS R/O/L COH} PASSING ALTERNATING UNDERARM TURNS ; FOUR MEASURES ; ; ;**
11-12 {Passg Alt Undrm Turns} Lowering jnd L hnds and raising jnd R hnds fwd L twd COH trng 1/2 LF, -. bk R, rec L (W Fwd R twd WALL trng 1/2 RF, -, bk L, rec R); Lowering R hnds and raising jnd L hnds fwd R twd WALL trng 1/2 LF, bk L, rec R (W Fwd L twd COH trng 1/2 RF, -, bk R, rec L);
13-14 Repeat meas 11-12 of Part C to BFLY COH
- 15-20** **{BFLY COH} TWO OPEN BASICS ; ; TWO SWITCHES ; ; ARM TO ARM ; ;**
15-16 Repeat meas 3-4 of Intld 3 to 1/2 OP RLOD;;
17-18 Repeat meas 1-2 of Part C to 1/2 OP RLOD;;
19-20 Repeat meas 3-4 of Part C to 1/2 OP RLOD;;
- 21-24** **{1/2 OP RLOD} TRIPLE TRAVELER ; ; ; BASIC ENDING ;**
21-23 Repeat meas 5-7 of Part C to CP WALL;;;
24 Repeat meas 16 of Part A;

ENDING

- 1---4** **{CP WALL} LEFT TURN WITH INSIDE ROLL ; BASIC ENDING ; TWISTY BASIC ; ;**
1 Repeat meas 11 of Part A to CP COH;
2 Repeat meas 16 of Part A to CP COH;
3-4 Repeat meas 3-4 of Part B;;
- 5---6** **{CP COH} RIGHT TURN WITH OUTSIDE ROLL ; SLOW SWAY RIGHT ;**
5 Repeat meas 5 of Part B;
- S--** 6 {Slo Sway R} Sd R slowly stretch R sd opg W's hd bth look to LOD, -, -, -;

BEFORE YOU
Mary and Bob Townsend-Manning

HEAD CUES

A {Start Part A CP WALL LD FT FREE on the word “want”. It comes quickly}
BAS ; ; TRAV R TRN W/ OUTSD ROLL ; ; TRAV R TRN W/ OUTSD ROLL ; ;
SD BAS ; OP BRK ;
CHG SDS UNDRM ; BAS END ; L TRN W/ INSD ROLL ; TUNNEL EXIT ;
OUTSD ROLL ; TUNNEL EXIT ; OUTSD ROLL ; BAS END ;

INTLD 1

SD TO SLO HINGE ; ; RISE & SWVL TO SAME FT LUN ; CHG SWAY W REC ;

B

L TRN W/ INSD ROLL ; BAS END ; TWSTY BAS ; ; R TRN W/ OUTSD ROLL ;
SWHRT WRP W IN 2 ; SWHRT RUN 2X ; ; SWHRT SWCH FC COH ;
W ROLL 4 LOW BFLY LOD ; TRAV X CHASSE ; PASSG TRAV X CHASSE ;
BK TRAV X CHASSE 2X ; TO FC WALL ; SD BAS ; OP BRK ;

A(9-16)

CHG SDS UNDRM ; BAS END ; L TRN W/ INSD ROLL ; TUNNEL EXIT ;
OUTSD ROLL ; TUNNEL EXIT ; OUTSD ROLL ; BAS END ;

INTLD 2

SD TO SLO HINGE ; ; RISE & SWVL TO SAME FT LUN ; CHG SWAY ;
W X SWVL 2X ; HOLD W REC , ,

B

L TRN W/ INSD ROLL ; BAS END ; TWSTY BAS ; ; R TRN W/ OUTSD ROLL ;
SWHRT WRP W IN 2 ; SWHRT RUN 2X ; ; SWHRT SWCH FC COH ;
W ROLL 4 LOW BFLY LOD ; TRAV X CHASSE ; PASSG TRAV X CHASSE ;
BK TRAV X CHASSE 2X ; TO FC WALL ; SD BAS ; OP BRK ;

INTLD 3

TCH TO SLO SUNBURST ; ; 2 OP BAS ; ; THE SQUARE ; ; ;

C

2 SWCHS ; ; ARM-ARM ; ; TRPL TRAV ; ; ; 2 LUN BAS ; TO HNDSHK ;
OP BRK STACK R/O/L ; PASSG ALT UNDRM TRNS ; 4 MEAS ; ; ;
2 OP BAS ; ; 2 SWCHS ; ; ARM-ARM ; ; TRPL TRAV ; ; ; BAS END ;

END

L TRN W/ INSD ROLL ; BAS END ; TWSTY BAS ; ; R TRN W/ OUTSD ROLL ;
SLO SWAY R ;

CANADIAN MAN



Choreographer: Steve Gibson (717) 615-1028, e-mail: gibsonjs@earthlink.net
Music: "Canadian Man" by Paul Brandt;
 Available from [Amazon](https://www.amazon.com/dp/B000000000) (3:19 version) Speed: As downloaded
 Cut at 2:58.5 and fade last 5 seconds
Rhythm/Phase: Foxtrot **Phase:** V+2 (Tumble Turn, Fallaway Ronde & Slip)
Footwork: Described for M (*W opposite, or as noted*) Ver 1.0 Released: July 2024
Timing: SQQ except where noted. Timing reflects actual weight changes
Sequence: Intro – A – B – C – D – A (mod) – Ending

INTRO

- 1 - 4 FACING PARTNER/DLW;; TOGETHER TOUCH & SHAPE; FEATHER FINISH;**
 --;--
 SS
- 1-2. **{Wt 2}** LOP no hands fcg DLW;;
 3. **{Tog tch & shape}** Fwd L to CP, -, tch R w/ upper body rotation to R, -;
 4. **{Fthr fin}** Bk R trng LF, -, sd & fwd L, fwd R outsd W to CBJO; end BJO DLC

PART A

- 1 - 4 DOUBLE REVERSE SPIN; REVERSE WAVE ½; OUTSIDE CHECK; OUTSIDE CHANGE TO SCP DLC;**
 SS
 (SQ&Q)
1. **{Dbl rev}** Fwd L start LF trn, -, sd & fwd R arnd W, cont LF trn drawg L to R (*Bk R, -, cl L to R heel trn /sd & fwd R arnd M, XLif of R*); end CP LOD
 2. **{Rev wav 1/2}** Fwd L comm LF trn, -, fwd & sd R cont LF trn (*W cl L heel trn*), bk L twd DLW; end CP DRC
 3. **{Outsd ck}** Bk R, -, sd & fwd L slight trn LF, fwd R outsd ptr ckg; end BJO DRW
 4. **{Outsd chg to SCP}** Bk L, -, bk R trng LF, sd & fwd L (*Fwd R, -, fwd L trng RF, sd & fwd R*); end SCP DLC
- 5 - 8 PROMENADE WEAVE w/ CHASSE ENDING to SCP;; OPEN NATURAL; OUTSIDE SPIN to DRW;**
 SQQ
 QQQ&Q
- 5-6. **{Prom wev w/ chasse endg to SCP}** Fwd R, -, fwd L trn LF to CP, sd & bk R to BJO DRW (*Fwd L, -, fwd R trn LF to CP, sd & fwd L to BJO*); Bk L in BJO, bk R trn LF to DLW, sd & fwd L/cl R, sd & fwd L; end SCP DLW
 7. **{Op nat}** Fwd R start RF trn, -, sd & bk L across W, bk R to BJO DRC (*Fwd L, -, fwd R, fwd L*);
 8. **{Outsd spn}** Comm RF body trn w/ R sd ld fwd L to R instep toeing in to CBMP small stp 3/8 trn RF on step 1, -, fwd R in CBMP heel to toe cont to trn RF, [3/8 RF trn betw stps 2 & 3] sd & bk L to end in CP 1/4 RF trn on step 3 (*W comm RF body trn w/ L sd ld staying well into the M's R arm R ft fwd in CBMP outsd ptr heel toe, -, L foot cl to R pvt on toes of both ft 5/8 trn betw stps 1 & 2, cont to trn RF 1/4 betw stps 2 & 3 fwd R betw M's ft to end in CP 1/8 RF trn on stp 3*); end CP DRW
- 9 - 12 TURNING LOCK; CURVED FEATHER; BACK TURNING WHISK; SLOW SIDE LOCK;**
 Q&QS
9. **{Trng lk}** Bk R/XLif of R, bk R, sd L trng LF to fc DLW, -; end BJO DLW
 10. **{Crvd fthr}** Fwd R comm RF trn, -, cont trn fwd L, cont trn fwd R to BJO chkg (*W bk L comm RF trn, -, cont trn bk R, cont trn bk L to BJO chkg*); end BJO DRW
 11. **{Bk trng wsk}** Bk L comm RF trn with slight R sd stretch, -, sd & bk R cont RF upper body trn with R sd stretch, XLib to tight SCP (*Fwd R comm RF trn with slight L sd stretch, -, staying well into M's R arm sd & fwd L cont RF upper body trn with L sd stretch, XRib to SCP*); end SCP DLC
 12. **{Slo sd lk}** Thru R, -, sd & fwd L, XRib of L (*W thru L comm LF trn, -, sd & bk R cont LF trn to CP, XLif of R*); end CP DLC
- 13 - 16 REVERSE TURN ½; 4 QUICK TUMBLE TURN; HOVER CORTE; BACK HOVER WOMAN TURN L 2 SLOW TO SHADOW;**
13. **{Rev trn ½}** Fwd L comm LF trn, -, sd R cont trn (*W cl L heel trn*), bk L; end CP RLOD

- QQQQ 14. **{4 qk tumble trn}** Bk R trng ¼ LF keeping sd in twd ptr, sd & fwd L w/L sd stretch, fwd R outsd ptr rise maintaining L sd stretch rotate upper body LF bringing W in front of M, fwd L lowering changing to R sd stretch creating LF pivotg action (*Fwd L trng ¼ LF, sd & bk R, bk L under body with L sway, bk R lowering and changing from L to R sway with LF pivotg action*); end BJO DRC
15. **{Hvr corte}** Bk R comm LF trn, -, sd and fwd L w/hovering action cont body trn, rec R; end BJO DLW
- (SS) 16. **{Bk hvr W trn L 2 slo to SHDW}** Bk L, -, bk R with hovering action, rec L, (*W fwd R comm LF trn, -, sd & fwd R cont trn to SHDW, -*); end fcg Wall both w/R ft free

PART B

- 1 - 4** **MAN HOLD (WOMAN SYNCOPATED FRONT LIMP); MAN SYNCOPATED FRONT LIMP (WOMAN HOLD) TO SKTRS; OPEN RIGHT TURN; M HESITATION CHANGE (W QUICK BACK) TO CLOSED;**
- 1. **{M hold W sync front limp}** M hold, -, -, - (*XRif/Sd L, -, XRif, sd L*);
- (&SQQ) 2. **{M sync front limp W hold}** XRif/Sd L, -, XRif, sd L (*W hold, -, -, -*); end SKTRS fcg wall
- &SQQ 3. **{Op R trn}** Fwd R comm RF trn, -, fwd & sd L cont trng, bk R (*Exact same footwork*); end SKTRS DRC
- (--)
- SS 4. **{M hes chg W qk bk to CP}** Bk L comm upper body trn RF, -, sd & fwd R drwg L to R, - (*W bk L, bk R, bk & sd L, -*); end CP DLC
- (QQS)
- 5 - 8** **TELEMARK TO SCP; NATURAL FALLAWAY WEAVE;; CHANGE OF DIRECTION;**
5. **{Tele to SCP}** Fwd L comm LF turn, -, fwd & sd R cont turn, fwd L (*Bk R, -, draw L heel past R turning LF cl L to R, sd & fwd R*); end SCP DLW
- SQQ 6-7. **{Nat falwy wev}** Thru R comm RF trn, -, fwd L cont trng RF, bk R (*thru L, fwd R toe pointing to M's L instep trng RF, bk L*) to SCP DRW; Bk L, trng W to CP bk R trng LF, cont LF trn sd & fwd L, fwd R (*bk R, trng LF to CP slip fwd L, cont LF trn sd & bk R, bk L*); end BJO DLW
- QQQQ
- SS 8. **{Chg of dir}** Fwd L, -, fwd R trng LF 1/4, draw L to R; end CP DLC
- 9 - 13** **CURVING 3 STEP; BACK 3 STEP; HESITATION CHANGE; DIAMOND TURN ½;;**
9. **{Curvg 3 stp}** Fwd L comm LF trn, -, fwd R with R sd stretch cont LF trn, with R sd stretch banking into the curve fwd L under body; end CP RLOD
10. **{Bk 3 stp}** Bk R, -, blendg to CP bk L, bk R; end CP RLOD
- SS 11. **{Hes chg}** Bk L comm upper body trn RF, -, sd & fwd R drwg L to R, -; end CP DLC
- 12-13. **{Diam trn ½}** Fwd L trn LF on the diagonal, -, cont LF trn sd R, bk L to BJO DRC; staying in BJO and trning LF bk R, -, sd L, fwd R; end BJO DRW
- 14 - 16** **QUICK DIAMOND 4; DIP & RECOVER; DOUBLE REVERSE SPIN TO DLW;**
- QQQQ 14. **{Qk diam 4}** Fwd L on the diag comm LF trn, cont LF trn sd R, bk L to CP, bk R; end CP DLW
- SS 15. **{Dip & rec}** Chk bk L, -, rec R, -; end CP DLW
- SS 16. **{Dbl rev}** Fwd L start LF trn, -, sd & fwd R arnd W, cont LF trn drawg L to R (*Bk R, -, cl L to R heel trn /sd & fwd R arnd M, XLif of R*); end CP DLW
- (SQ&Q)

PART C

- 1 - 4** **SLOW FORWARD RIGHT LUNGE; SLOW RECOVER ROLL AND QUICK SLIP; ALL QUICK REVERSE TURN & BACK; TO OVERSWAY LINE;**
- SS 1. **{Slo fwd R lun}** Fwd L, -, flex L knee move sd & slightly fwd R keeping L sd twd ptr and as wt is taken on R flex R knee and make slight LF body trn & look at ptr (*W looks L*), -; end CP DLW
- S-Q 2. **{Slo rec roll & qk slip}** Rolling RF ¼ rec L, -, -, slp R past L trng LF ¼; end CP DLC
- QQQQ 3. **{All qk rev trn & back}** Fwd L blending to CP comm LF trn, sd R cont trn (*W cl L heel trn*), bk L, bk R comm LF trn; end CP RLOD
- S-- 4. **{to oversway line}** Sd & fwd L keeping knee soft & R leg extended RLOD, -, with slight LF rotation stretch L sd of body swvling W's R ft to CP, look toward & over W cont to sway (head well to L); end CP DLW

5 - 8 FALLAWAY RONDE & SLIP; TELEMARK TO SCP; NATURAL HOVER CROSS TO::

5. **{Fallwy ronde & slp}** Rec on R lead W to SCP ronde L counter clockwise and X bhd R no wt [with R sd stretch], -, bk L and rise trng LF [no sway], slip bk small R stp keeping L leg extended [with R sd stretch] (*Ronde R clockwise and X bhd L no wt, -, bk R start a LF trn on the ball of R ft [thighs locked and L leg extended], fwd L slip contg LF trn placing L ft near M's R ft*); end CP DLC
6. **{Tele to SCP}** Fwd L comm LF turn, -, fwd & sd R cont turn, fwd L (*Bk R, -, draw L heel past R turning LF cl L to R, sd & fwd R*); end SCP DLW
- SQQ
QQQQ 7-8. **{Nat hov X to}** Fwd R trning RF, -, sd L cont RF trn, sd & fwd R SCAR LOD (*Fwd L comm RF trn, -, fwd R cont RF trn, bk L*); Chk fwd L in SCAR DLW, recov R start RF body trn, sd L, cont RF body trn fwd R in BJO; end BJO DLC

PART D

1 - 4 DOUBLE TOP SPIN;; MINI TELESPIIN::

- QQQQ 1-2. **{Dbl top spn}** Trng 1/8 LF on R ft/bk L (*fwd R outsd ptr*), cont LF trn bk R, cont LF trn sd & fwd L, fwd R to BJO DRW; Trng 1/8 LF on R ft/bk L (*fwd R outsd ptr*), cont LF trn bk R, cont LF trn sd & fwd L, fwd R; end BJO DLC
- SQQ&
QQS 3-4. **{Mini telespn}** Fwd L trng LF, -, sd R trng 3/8 LF between steps 1 and 2, bk and sd L no wt light pressure inside edge of toe keeping L sd in to W/trn body LF no wt to ld W to CP comm LF spn; Fwd L cont LF spn on L drawing R to L under body, cl R, -, (*Bk R comm LF trn, -, cl L to R heel trn trning 1/2 LF between steps 1 and 2, fwd R keeping R sd in to M/fwd L trng LF head to R; Fwd R to CP keeping head to L spinning LF draw L to R, cl L, -, -*); end CP DRC

5 - 8 CONTRA CHECK & SWITCH; NATURAL WEAVE;; CHANGE OF DIRECTION:

5. **{Contra ck & swch}** Comm LF upper body trn with strong R sd ld chk fwd L in CBMP, -, rec R comm strong RF trn leaving L ft almost in place, cont RF trn rec L (*Comm LF upper body trn with strong L sd ld bk R in CBMP looking well to the L, -, rec L comm RF trn leaving R ft almost in place, cont RF trn rec R between M's ft with soft knees throughout*); end CP DLW
- SQQ
QQQQ 6-7. **{Nat wev}** Fwd R start RF trn, -, sd L trning RF in momentary CP, bk R to BJO fc DRW (*Bk L, -, bk R heel trn trng RF, fwd L*); Bk L in BJO, bk R trn LF to fc DLW, sd & fwd L, fwd R; end BJO DLW
- SS 8. **{Chg of dir}** Fwd L, -, fwd R trng LF 1/4, draw L to R; end CP DLC

PART A (Mod)

1 - 4 DOUBLE REVERSE SPIN; REVERSE WAVE ½; OUTSIDE CHECK; OUTSIDE CHANGE TO SCP DLC;
5 - 8 PROMENADE WEAVE w/ CHASSE ENDING to SCP;; OPEN NATURAL; OUTSIDE SPIN to DRW;
9 - 12 TURNING LOCK; CURVED FEATHER; BACK TURNING WHISK; SLOW SIDE LOCK;
13 - 18 REVERSE TURN ½; 4 QUICK TUMBLE TURN; HOVER CORTE; BACK TWISTY VINE 4; BACK WHISK;
WING;

- QQQQ 16. **{Bk twsty vin 4}** XLib, sd R to fc Wall, XLif, sd R; end BJO DLW
17. **{Bk wsk}** Bk L, -, bk & sd R, XLib of R (*W fwd R, -, fwd & sd L, XRib of L*); end SCP LOD
- S--
(SQQ) 18. **{Wing}** Fwd R, -, draw L to R trn LF, cont LF trn tch L to R (*W fwd L begin to Xif of M, -, fwd R around M cont trn LF, fwd L arnd M*); end SCAR DLC

ENDING

1 - 6 TELEMARK to SCP; RUNNING OPEN NATURAL; BACK 3 STEP; IMPETUS to SCP; CHAIR & SLIP;
BACK TO SLOW HINGE;

- SQ&Q 1. **{Tele to SCP}** Fwd L comm LF turn, -, fwd & sd R cont trn, fwd L (*Bk R, -, draw L heel past R turning LF cl L to R, sd & fwd R*); end SCP DLW
2. **{Rung op nat}** Fwd R comm RF trn, -, fwd & sd L cont RF trn/cont RF trn sd & bk R, bk L (*Bk L trng RF, -, bk & sd R btwn M's feet trng RF/sd & fwd L, fwd R*); end BJO RLOD
3. **{Bk 3 stp}** Bk R, -, blend to CP bk L, bk R; end CP RLOD
4. **{Imp to SCP}** Start RF body trn bk L, -, cl R to L heel trn, fwd L in SCP DLC (*Fwd R between M feet, -, fwd L arnd M trng 1/2, trn to SCP fwd R DLC*); end SCP DLC
5. **{Chair & slp}** Lunge thru R DLC, -, recov L with rise, slip R bk trn LF 1/8 to CP COH (*Lunge thru L DLW, -, recov R with rise, trn body LF to slip fwd L to CP*); end CP COH
- SS 6. **{Bk to slo hinge}** Sd & bk L rotate slightly LF, -, lower slightly to extend the hinge line, -, (*W sd R comm LF trn, -, XLib of R lowering slightly & hd well to L xtndg R to RLOD, -*); end DRC

Canadian Man

INTRO

WAIT 2 MEASURES FACING PARTNER DLW;; TOGETHER TOUCH & SHAPE; FEATHER FINISH;

PART A

DOUBLE REVERSE SPIN; REVERSE WAVE $\frac{1}{2}$; OUTSIDE CHECK; OUTSIDE CHANGE TO SCP DLC;
PROMENADE WEAVE w/ CHASSE ENDING to SCP;; OPEN NATURAL; OUTSIDE SPIN end DRW;
TURNING LOCK; CURVED FEATHER; BACK TURNING WHISK; SLOW SIDE LOCK;
REVERSE TURN $\frac{1}{2}$; 4 QUICK TUMBLE TURN; HOVER CORTE; BACK HOVER WOMAN TURN L 2 SLOW
TO SHADOW;

PART B

M HOLD (W SYNCOPATED FRONT LIMP); M SYNCOPATED FRONT LIMP (W HOLD) TO SKATERS;
OPEN RIGHT TURN; M HESITATION CHANGE WOMAN QUICK BACK TO CLOSED;
TELEMARK TO SCP; NATURAL FALLAWAY WEAVE;; CHANGE OF DIRECTION;
CURVING 3 STEP; BACK 3 STEP; HESITATION CHANGE; DIAMOND TURN $\frac{1}{2}$;;
QUICK DIAMOND 4 (CP DLW); DIP & RECOVER DLW; DOUBLE REVERSE SPIN to DLW;

PART C

SLOW FORWARD RIGHT LUNGE; SLOW RECOVER ROLL AND QUICK SLIP; ALL QUICK REVERSE
TURN & BACK; TO OVERSWAY LINE;
FALLAWAY RONDE & SLIP; TELEMARK TO SCP; NATURAL HOVER CROSS TO;; END DLC

PART D

DOUBLE TOP SPIN;; MINI TELESPIN fc DRC;;
CONTRA CHECK & SWITCH fc DLW; NATURAL WEAVE;; CHANGE OF DIRECTION;

PART A (MOD)

DOUBLE REVERSE SPIN; REVERSE WAVE $\frac{1}{2}$; OUTSIDE CHECK; OUTSIDE CHANGE TO SCP DLC;
PROMENADE WEAVE w/ CHASSE ENDING to SCP;; OPEN NATURAL; OUTSIDE SPIN TO DRW;
TURNING LOCK; CURVED FEATHER; BACK TURNING WHISK; SLOW SIDE LOCK;
REVERSE TURN $\frac{1}{2}$; 4 QUICK TUMBLE TURN; HOVER CORTE; BACK TWISTY VINE 4; BACK WHISK;
WING;

ENDING

TELEMARK TO SCP; RUNNING OPEN NATURAL; BACK 3 STEP; IMPETUS TO SCP; CHAIR & SLIP;
BACK TO SLOW HINGE; M fcg DRC

CUANDO SEAS MIA

Page 1 of 5

CHOREOGRAPHER: Barbara and Tom Buchanan, 2315 Snowflake Drive, Odenton, MD 21113

Email: barbaralou2315@gmail.com 410-721-8987

MUSIC: Cuando Seas Mia (from 'Cuando Seas Mia') (Rumba 25)

ARTIST: Prandi Sound Orchestra

ALBUM: Latin Sensation - 20th Feinda Italian Open

AVAILABLE: Casa Musica as downloaded

PREVIEW: <https://casa-musica.com/en/single-tracks/27677-cuando-seas-mia-from-cuando-seas-mia-rumba-25.html>

RHYTHM: Rumba

RELEASED: July 2024

TIMING: QQS unless indicated and reflects actual weight changes

PHASE: PH III + 2 + 1 (Alemana, Flirt) [Notable Figure: Chase w/ Full Turns]

Average Difficulty

FOOTWORK: Opposite, unless otherwise noted (W's footwork in parentheses)

SEQUENCE: INTRO A B A B C BMOD1 A B C BMOD2 C BMOD1 END

INTRODUCTION

1-4 WAIT 2 MEAS ; ; CUCARACHA w/ ARMS 2 X (W) TCH [SHAKE] RAISE LT ARMS ; ; , ,

1-2 {wait} no hands joined, FC WALL left feet free for both ; ;

3-4 {cucharacha w/arms 2x} both sd L, rec R, cl L, sweeping L arms up & down

in front w/ palms facing ; sd R, rec L, cl R, (sd R, rec L, tch R) sweeping R arms up & down in front w/ palms facing ; join R hands & raise L arms out , , ,

HANDSHAKE WALL

5-9 FLIRT [LT VARSU] [RELEASE HANDS] ; ; FENCE LINE ; FENCE LINE (W) TRN LT [to] FC ; SLO SD DRAW CLO ;

5-6 {flirt} fwd L, rec R, sd L ; bk R, rec L, sd R ; (bk R, fwd L, fwd R trn LF to varsu position ; bk L, rec R, sd L moving in front of the man to his L sd releasing hands) ;

LOP WALL

7 {fence line} cross lunge thru L w/ bent knee looking in the direction of lunge, rec R, sd L ; (cross lunge thru R w/ bent knee looking in the direction of lunge, rec L, sd R) ;

8 {fence (W) trn L to fc} cross lunge thru R w/ bent knee looking in the direction of lunge, rec L, sd R ; (cross lunge thru L w/ bent knee looking in the direction of lunge, rec R, sd L trng to fc ptr) ;

9 {slo sd draw clo} sd L, draw R to L, clo R ; (sd R, draw L to R, clo L) ;

BFLY WALL

PART A

1-4 ALEMANA [to] ; ; LARIAT [BFLY] ; ;

1-2 {alemana} fwd L, rec R, clo L bringing joined lead hands up to palm-to-palm pos leading woman to trn RF ; bk R, rec L, clo R lead woman to man's right sd ;

(bk R, rec L, fwd R toeing out ; fwd L trng RF under joined lead hands, cont RF trn fwd R, sd L toward the man's right side) ;

3-4 {lariat} sd L, rec R, cl L ; sd R, rec L, cl R keep lead hnds joined throughout ;

(circle around the man clockwise fwd R, fwd L, fwd R end at man's left side ; fwd L, fwd R trng to fc man, sd L) ;

BFLY WALL

5-8 [RLOD] CRAB WALK 3 ; REV TWIRL VINE 3 ; FENCE LINE IN 4 ; FENCE LINE ;

5 {[RLOD] crab walk 3} cross L in front of R, sd R, cross L in front of R ; (cross R in front of L, sd L, cross R in front of L) ;

6 {rev twirl vine 3} sd R, cross L in back of R, sd R ; (sd and fwd L trn 1/2 LF under lead hands, sd and back R trng 1/2 LF, sd L) ;

CUANDO SEAS MIA

Page 2 of 5

7 {fence line in 4} cross lunge thru L w/ bent knee looking in the direction of lunge, rec R, sd L, rec R ;
(cross lunge thru R w/ bent knee looking in the direction of lunge, rec L, sd R, rec L) ;
8 {fence line} cross lunge thru L w/ bent knee looking in the direction of lunge, rec R, sd L ; (cross lunge
thru R w/ bent knee looking in the direction of lunge, rec L, sd R) ;
BFLY WALL

PART B

- 1-5 **[LOD] THRU [to] SERPIENTE ; ; NEW YORK ; SPOT TRN ; TIME STEP w/ ARMS [LEAD HANDS] ;**
1-2 {[LOD] thru to serpiente} thru R, sd L, behind R, fan L counterclockwise ; behind L, sd R, thru L, fan
R counterclockwise ; (thru L, sd R, behind L, fan R clockwise ; behind R,
sd L, thru R, fan L clockwise ;
3 {new york} swiveling on L foot bring R foot thru w/ straight leg to a sd by sd pos, rec L swiveling to fc
woman, sd R ; (swiveling on R foot bring L foot thru w/ straight leg to a sd by sd pos, rec R swiveling to
fc man, sd L) ;
4 {spot trn} swiveling 1/4 RF on ball of R foot step fwd L trng 1/2 RF, rec R trng 1/4 RF to fc woman, sd
L ; (swiveling 1/4 LF on ball of L foot step fwd R trng 1/2 LF, rec L trng 1/4 LF to fc man, sd R) ;
5 {time step w/ arms [lead hnds]} cross R in bk, rec L, sd R sweeping both arms out and open palms
down ; (cross L in bk, rec R, sd L sweeping both arms out and open palms down) ;
BFLY WALL

REPEAT PART A

REPEAT PART B

PART C

- 1-4 **CHASE w/ FULL TRNS [2 MEAS] [LEAD HANDS] ; ; CHASE w/ U/A PASS [COH] ; ;**
1-2 {chase w/ full trns [lead hnds]} fwd L trng 1/2 RF, fwd R, fwd L trng RF 1/2 ; bk R, rec L, fwd R ; (bk
R, rec L, fwd R ; fwd L trng 1/2 RF, fwd R, fwd L trng RF 1/2) ;
3-4 {chase w/ u/a pass [COH]} fwd L trng RF 1/2 keeping lead hands joined, rec fwd R, fwd L ; bk R
raising joined lead hands, rec L, sd R ; (bk R keeping lead hands joined, rec L, fwd R toward man's left
side ; fwd L, fwd R trng 1/2 LF under joined lead hands to face partner, sd L) ;
BFLY COH
- 5-8 **CHASE w/ FULL TRNS [2 MEAS] [LEAD HANDS] ; ; CHASE w/ U/A PASS [BFLY WALL] ; ;**
5-6 REPEAT PART C MEAS 1-2
LOP COH
7-8 REPEAT PART C MEAS 3-4
BFLY WALL

PART B MOD 1

- 1-4 **[RLOD] THRU [to] SERPIENTE ; ; NEW YORK ; SPOT TRN [SHAKE] ;**
1-2 {[RLOD] thru to serpiente} thru L, sd R, behind L, fan R clockwise ; behind R,
sd L, thru R, fan L clockwise ; (thru R, sd L, behind R, fan L counterclockwise ; behind L, sd R, thru L,
fan R counterclockwise) ;
3 {new york} swiveling on R foot bring L foot thru w/ straight leg to a sd by sd pos, rec R swiveling to fc
woman, sd L ; (swiveling on L foot bring R foot thru w/ straight leg to a sd by sd pos, rec L swiveling to
fc man, sd R) ;
4 {spot trn [shake]} swiveling 1/4 LF on ball of L foot step fwd R trng 1/2 LF, rec L trng 1/4 LF to fc
woman, sd R joining right hands ; (swiveling 1/4 RF on ball of R foot step fwd R trng 1/2 RF, rec R trng
1/4 RF to fc man, sd L) ;
HANDSHAKE WALL

5-9 FLIRT [LT VARSU] [RELEASE HANDS] ; ; FENCE LINE ; FENCE LINE (W) TRN LT [to] FC ; SLO SD DRAW CLO ; *2nd time thru meas 1-8 end BFLY WALL

1-2 REPEAT INTRO MEAS 5-6
3 REPEAT INTRO MEAS 7
4 REPEAT INTRO MEAS 8
5 REPEAT INTRO MEAS 9
BFLY WALL

REPEAT PART A

REPEAT PART B

REPEAT PART C

PART B MOD 2

1-4 [RLOD] THRU [to] SERPIENTE ; ; NEW YORK ; SPOT TRN [SHAKE] ;

1-2 REPEAT PART B MOD 1 MEAS 1-2
3 REPEAT PART B MOD 1 MEAS 3
4 REPEAT PART B MOD 1 MEAS 4
HANDSHAKE WALL

5-8 OPEN BRK [SHAD REV] ; WHEEL 3 [FC LOD] ; SHAD WALK 3 ; FWD [to] SPOT TRN [to] FC [BFLY] ; 2 QK SD CLOSES ;

5 {open brk [shad RLOD]} w/ R hnds joined rk apt L, rec fwd R, lead woman fwd past man's right side stp fwd L trng 1/4 RF release hands blend to SHAD RLOD ;
(w/ R hnds joined rk apt R, rec fwd L, fwd R trng 1/4 LF) ;
SHAD RLOD
6 {wheel 3 [FC LOD]} in SHAD wheel 1/2 RF fwd R, fwd L, fwd R ; (wheel bk L, bk R, bk L) ;
SHAD LOD
7 {shad walk 3} in SHAD fwd L, fwd R, fwd L ; (fwd R, fwd L, fwd R) ;
8 {fwd to spot trn to fc } fwd R trng 1/2 LF, rec L trng 1/4 LF to fc woman, sd R ; (fwd L trng 1/2 RF, rec R trng 1/4 RF to fc man, sd L) ;
9 {2 qk sd closes} sd L, close R, sd L, close R ; (sd R, close L, sd R, close L) ;
BFLY WALL

REPEAT PART C

REPEAT PART B MOD 1

ENDING

1-4 FWD BASIC [to] WRAP AND LOOK AT PTR ;

1 {fwd basic to wrap} fwd L, rec R, bk L wrapping the woman in both arms trn to look at woman ; (bk R, rec L, fwd R trng 1/2 LF to wrapped pos trn to look at man) ;

HEAD CUES

INTRO

WAIT [FC WALL] [NO HANDS JOINED] [LT FEET FREE] ; ;
CUCHARACHA w/ ARMS 2 X (W) TCH [SHAKE] RAISE LT ARMS ; ; , , ,
FLIRT [LT VARSU] [RELEASE HANDS] ; ; FENCE LINE ; FENCE LINE (W) TRN LT
[to] FC ; SLO SD DRAW CLO ;

PART A

ALEMANA [to] ; ; LARIAT [BFLY] ; ;
[RLOD] CRAB WALK 3 ; REV TWIRL VINE 3 ; FENCE LINE IN 4 ; FENCE LINE ;

PART B

[LOD] THRU [to] SERPIENTE ; ; NEW YORK ; SPOT TRN ; TIME STEP w/ ARMS
[LEAD HANDS] ;

PART A

ALEMANA [to] ; ; LARIAT [BFLY] ; ;
[RLOD] CRAB WALK 3 ; REV TWIRL VINE 3 ; FENCE LINE IN 4 ; FENCE LINE ;

PART B

[LOD] THRU [to] SERPIENTE ; ; NEW YORK ; SPOT TRN ; TIME STEP w/ ARMS ;

PART C

CHASE w/ FULL TRNS [2 MEAS] [LEAD HANDS] ; ; CHASE w/ U/A PASS [COH] ; ;
CHASE w/ FULL TRNS [2 MEAS] [LEAD HANDS] ; ; CHASE w/ U/A PASS [BFLY
WALL] ; ;

PART B MOD 1

[RLOD] THRU [to] SERPIENTE ; ; NEW YORK ; SPOT TRN [SHAKE] ;
FLIRT [LT VARSU] [RELEASE HANDS] ; ; FENCE LINE ; FENCE LINE (W) TRN LT
[to] FC ; SLO SD DRAW CLO ;

PART A

ALEMANA [to] ; ; LARIAT [BFLY] ; ;
[RLOD] CRAB WALK 3 ; REV TWIRL VINE 3 ; FENCE LINE IN 4 ; FENCE LINE ;

PART B

[LOD] THRU [to] SERPIENTE ; ; NEW YORK ; SPOT TRN ; TIME STEP w/ ARMS ;

PART C

CHASE w/ FULL TRNS [2 MEAS] [LEAD HANDS] ; ; CHASE w/ U/A PASS [COH] ; ;
CHASE w/ FULL TRNS [2 MEAS] [LEAD HANDS] ; ; CHASE w/ U/A PASS [BFLY
WALL] ; ;

PART B MOD 2

[RLOD] THRU [to] SERPIENTE ; ; NEW YORK ; SPOT TRN [SHAKE] ;
OPEN BRK [SHAD REV] ; WHEEL 3 [FC LOD] ; SHAD WALK 3 ; FWD [to] SPOT
TRN [to] FC [BFLY] ; 2 QK SD CLOSES ;

PART C

CHASE w/ FULL TRNS [2 MEAS] [LEAD HANDS] ; ; CHASE w/ U/A PASS [COH] ; ;
CHASE w/ FULL TRNS [2 MEAS] [LEAD HANDS] ; ; CHASE w/ U/A PASS [BFLY
WALL] ; ;

PART B MOD 1

[RLOD] THRU [to] SERPIENTE ; ; NEW YORK ; SPOT TRN [SHAKE] ;
FLIRT [LT VARSU] [RELEASE HANDS] ; ; FENCE LINE ; FENCE LINE (W) TRN LT
[to] FC [BFLY] ;

ENDING

FWD BASIC [to] WRAP AND LOOK AT PTR ;

“Dance My Dreams”

Choreo: Bob & Kay “Ski’s” Kurczewski 8521 Ranch Road 1869 Liberty Hill, TX 78642

email: RoundsbySkis@juno.com Cell: Ski - 956.781.8453 Kay: 956.460.7520

Music: Casa-Musica Dance My Dreams (from First Daughter) by Debbie Andrews

Rhythm: Waltz Phase: V+2 (Telespin & Same Foot Lunge) Released: July 2024

Sequence: A, Int, A, B, C

Intro

1-4 Wait 2 Measures;; Lady Roll to a Hinge; Recover to CP [Lady Tch ~ DLC];

- 1-2 In OPEN Position Facing DLC with Man’s R ~ Lady’s L Foot Free;;
- 3 1-3 **{Lady Roll to a Hinge}** Recover R, rotate upper body LF with no weight change, continue (123) LF rotation take weight on L to a Hinge , -; (*Fwd L rolling LF, R, XLIB of R;*)
- 4 -2- **{Recover to CP}** Rotate body RF no weight change, recover R, -; (12-) (*Fwd R, sd L to CP, tch R to L, -;*)

Part A

1-4 Telemark to Semi; Open Natural; Outside Spin to a; Left Turning Lock;

- 1 123 **{Telemark to Semi}** Fwd L start LF turn, sd R continue turn, sd & slightly fwd L to tight SCP DLW; (*Bk R start LF turn bring L beside R no weight, turn LF on R heel [heel turn] & change weight to L, step sd & slightly fwd R;*)
- 2 123 **{Open Natural}** Fwd R, fwd & sd L turn RF, bk R with R shoulder lead to BJO fc DRW; (*Fwd L, fwd R, fwd L to BJO DLW;*)
- 3 123 **{Outside Spin}** Start RF body turn toeing in with R sd lead bk L in CBMP small step 3/8 turn to R, fwd R in CBMP heel to toe continue to turn RF, bk L to CP DRW; (*Start RF body turn with L sd lead [stay well in partner R arm] R foot fwd in CBMP outside ptr heel toe, cl L to R, continue turn fwd R between partner’s feet to CP;*)
- 4 1&23 **{Left Turning Lock}** Bk R [R sd lead & R sd stretch]/XLIF of R, bk & slightly sd R start LF turn, sd & slightly fwd L to BJO [make ¼ LF turn between steps 3 & 4]; (*Fwd L [with L sd lead & L sd stretch]/XRIB of L, fwd & slightly sd L start to turn LF, sd & slightly bk R to BJO;*)

5-8 Manuever; Back Turning Whisk; Syncopated Whisk; Slow Side Lock;

- 5 123 **{Maneuver}** Fwd R DLW start RF turn, continue turn to fc RLOD & ptr sd & slight bk L, cl R to L to CP; (*Bk L start RF turn, continue turn to fc LOD sd R, cl L to R;*)
- 6 123 **{Back Turning Whisk}** Bk L start RF turn [with slight R sd stretch], sd R continue RF turn with R sd stretch, XLIB of R to tight SCP; (*Fwd R start RF turn [with slight L sd stretch], [stay well in partner’s R arm] sd L continue RF turn [with L sd stretch], XRIB of L to tight SCP;*)
- 7 1&23 **{Syncopated Whisk}** Thru R/cl L to R to CP, sd R, slight RF body turn XLIB of R to tight SCP; (*Thru L/cl R to L to CP, sd L, XRIB of L to tight SCP;*)
- 8 123 **{Slow Side Lock}** Thru R, sd & fwd L to CP, XRIB of L turn slightly LF; (*Thru L start LF turn; sd & bk R continue turn to CP, XLIF of R;*)

9-12 Telemark [BJO]; Natural Telemark; Sync Hover Cross Ending; Turn L & R Chasse;

- 9 123 **{Telemark [BJO]}** Fwd L start LF turn, sd R continue turn, sd & slightly fwd L to tight SCP DLW; (*Bk R start LF turn bring L beside R [with no weight], turn LF on R heel [heel turn] & change weight to L, step sd & slightly fwd R to tight SCP;*)
- 9-10 123 **{Natural Telemark}** Fwd R start RF turn, sd L [with L sd stretch], sd & fwd R small step ½ turn to SCAR DLC; (*Bk L start RF turn, cl R to L [heel turn] with R sd stretch, continue RF turn stay well in partner’s R arm sd & slightly bk L;*)

- 11 123 **{Sync Hover Cross Ending}** Fwd L outside partner in SCAR on toes, recover R with slight L sd lead/sd & fwd L with L sd stretch, fwd R outside partner in BJO on toes; *(Bk R in SCAR on toe, recover L with slight R sd lead/sd & bk R with R sd stretch, bk L in BJO;)*
- 12 123 **{Turn Left & Right Chasse}** Fwd L turn LF, sd R/cl L, sd R end in BJO DRC; *(Bk R turn LF, sd L/cl R, sd L;)*
- 13-16 Outside Spin to a; Quick Lock, Slow Lock; Back Rising Lock [DLW]; Change of Direction;**
- 13 123 **{Outside Spin}** Start RF body turn toeing in with R sd lead bk L in CBMP small step 3/8 turn to R, fwd R in CBMP heel to toe continue to turn RF, bk L to CP DRW; *(Start RF body turn with L sd lead [stay well in ptr R arm] R foot fwd in CBMP outside partner heel toe, cl L to R, continue turn fwd R between partner’s feet to CP;)*
- 14 1&23 **{Quick Lock Slow Lock}** With R sd lead & R sd stretch bk R/XLIF of R, bk R, XLIF of R; *(With L sd lead & L sd stretch fwd L/XRIB of L, fwd L, XRIB of L;)*
- 15 123 **{Back Rising Lock}** Bk R turn LF, sd & fwd L continue LF turn to fc DLW, XRIB of L fc DLW; *(Fwd L start a LF turn, sd & bk R fc DRC, XLIF of R to BJO;)*
- 16 12- **{Change of Direction}** Fwd L DLW, fwd R DLW with R shoulder lead turn LF, draw L to R end CP DLC; *(Bk R DLW, bk L DLW with L shoulder leading turn LF, draw R to L;)*

Interlude

1-4 Slow Contra Check & Hold;; Rise to a Right Lunge; Roll & Slip;

- 1-2 --3 **{Slow Contra Check}** Start LF upper body turn, flex knees with strong R sd lead, check fwd L in CBMP; Hold, -, -; *(Start LF body turn, flex knees with strong L sd lead, bk R in CBMP look well to L; Hold, -, -;)*
- 3 --3 **{Rise to a Right Lunge}** Rise on L, start sd & fwd R between partner’s feet, take weight on R flexing R knee look at partner; *(Rise on R, sd & bk L keep R shoulder twd partner, take weight on L flex L knee [head to L]);*
- 4 -23 **{Roll & Slip}** With ¼ RF body roll sd & slightly bk L, start LF body roll slip R bk past L, take weight on L to CP DLC; *(With ¼ RF body roll slightly sd & slightly fwd R, start LF body roll slip L past R, take weight on L to CP;)*

Part A

1-16 Repeat Part A Meas 1-16

Part B

1-4 Telespin to SCP;; Thru to Promenade Sway; Change of Sway;

- 1-2 12, - **{Telespin to SCP}** Fwd L start LF turn [with R sd stretch], fwd & sd R continue LF turn [R sd stretch], sd & bk L with partial weight keep L sd fwd twd ptr [continue R sd stretch] *(123& with partial weight start LF body turn; Take full weight on L spin LF [no sway], sd R continue 123) LF turn [no sway], continue LF turn sd & fwd L to SCP DLW; (Bk R start LF turn, bring L to R [heel turn] & gradually change weight to L continue LF turn, fwd R continue LF turn/keep R sd in twd partner step fwd L; Fwd R start LF toe spin, continue toe spin cl L, fwd R to SCP;)*
- 3 12- **{Thru to a Promenade Sway}** Thru R, sd & fwd L stretch L sd slightly upward to look over joined lead hands relax L knee, -; *(Thru L, sd & fwd R turn to SCP stretch R sd slightly upward to look over joined lead hands, relax R knee, -;)*
- 4 - - - **{Change of Sway}** Slowly rotate the upper body over 1 measure RF & change to L sd stretch [no weight change]; *(Slowly rotate the upper body over 1 measure RF & change to R sd stretch [no weight change];)*

5-8 Hover Brush to SCP; Thru Ripple Chasse; Thru to a Jete Point; Fallaway Ronde and Slip;

- 5 1-3 **{Hover Brush to SCP}** Rotate body RF cause ptr to recover, sd R rising brush L to R, fwd L to SCP DLW; (*Fwd R turn to CP, sd L rising brush R to L, fwd R SCP DLW;*)
- 6 12&3 **{Ripple Chasse}** Thru R, sd & slightly fwd L with L sd stretch/continue L sd stretch into R sway cl R to L look to R, sd & fwd L to SCP; (*Thru L, sd & slightly fwd R with slight R sd stretch/continue R sd stretch into a L sway as you cl L to R look L, sd & fwd R;*)
- 7 1&2- **{Thru to Jete Point}** Thru R turn to fc ptr CP wall, cl L to R/pt R to RLOD, -;
- (*Thru L to fc ptr CP, cl R to L/pt L to RLOD, -;*)
- 8 123 **{Fallaway Ronde & Slip}** Recover R SCP LOD start to flare L foot CCW, continue to flare L CCW, XLIB of R take weight, bk R turn LF to CP DLC; (*Recover L to SCP start to flare R foot CW, continue to flare R, XRIB rise on toe turn LF to fc ptr, fwd L to CP;*)

9-12 Double Reverse to an; Open Reverse; Open Finish [DLW]; Hover;

- 9 12- **{Double Reverse Full [DLC]}** Fwd L start LF turn, sd R turn LF, spin LF on ball of R foot (123&) bring L under body beside R fc DLC; (*Bk R start LF turn, cl L heel to R [heel turn] ½ LF, continue LF turn sd & slightly bk R to CP/XLIF of R;*)
- 10 123 **{Open Reverse}** Start ¼ LF turn fwd L, continue turn sd R [fc DRC], bk L to BJO DRC; (*Bk R start ¼ LF turn, continue turn sd L, fwd R to BJO DLW;*)
- 11 123 **{Open Finish}** Bk R turn LF, sd & fwd L continue turn, fwd outside partner XRIF of L at thighs to BJO DLW; (*Fwd L turn LF, sd & bk XLIB of R at thighs;*)
- 12 123 **{Hover}** Fwd L to CP, fwd & sd R rise on ball of foot, rec fwd L to tight SCP DLC; (*Bk R in CP, bk & sd L turn to SCP & rise on ball of foot, rec fwd R;*)

13-16 Quick Open Reverse; Outside Check; Impetus SCP DLC; Slow Side Lock;

- 13 1&23 **{Quick Open Reverse}** Fwd R SCP, fwd L start LF turn/sd & bk R ¼ LF turn between steps 2 & 3, with R sd stretch bk L to BJO DRC; (*Bk L in SCP, bk R start LF turn/sd & fwd L [3/8 LF turn between steps 2 & 3], with L sd stretch fwd R to BJO;*)
- 14 123 **{Outside Check}** Bk R turn LF slipping woman to CP, sd & fwd L, check fwd R outside partner to BJO DRW; (*Bk L turn LF slipping to CP, sd & bk R, check bk L to BJO;*)
- 15 123 **{Impetus to SCP}** Bk L turn RF, cl R to L [heel turn] continue turn to fc DLC, fwd L DLC to tight SCP DLC; (*Fwd R outside partner pivot ½ RF, fwd & sd L spin to SCP DLC, fwd R;*)
- 16 123 **{Slow Side Lock}** Thru R, sd & fwd L fold ptr to CP DLC, XRIB of L turn slightly LF; (*Thru L start LF turn, sd & bk R continue turn to CP, XLIF of R to CP;*)

Part C**1-4 Full Reverse Turn;; Fwd Check~Lady Develope; Open Finish [DLC];**

- 1-2 123 **{Full Reverse Turn}** Fwd L start LF turn, sd R continue turn, bk L LOD to CP; Bk R continue LF turn, sd & slight fwd L DLW, fwd R to BJO; (*Bk R start LF turn, cl L to R [heel turn] continue turn fwd R to CP; Fwd L continue LF turn, sd R DLW, bk L to BJO;*)
- 3 1-- **{Fwd Check-Lady Develope}** Fwd L DLW check motion, hold, -; (*Bk R, bring L foot up to knee and extend L foot fwd, -;*)
- 4 123 **{Open Finish}** Bk R start LF turn, continue LF turn sd L, fwd R to BJO DLC; (*Fwd L start LF turn, sd R, bk L BJO;*)

5-8 Mini-Telespin;; Slow Contra Check; Recover, Highline & Slip;

- 5-6 12, - **{Mini-Telespin}** Fwd L start LF turn [with R sd stretch], fwd & sd R continue LF turn
 123 [R sd stretch], sd & bk L with partial weight keep L sd fwd twd partner [continue R sd
 (123& stretch] with partial weight start LF body turn; Take full weight on L spin LF [no sway], cl R
 123) to L CP DRC, hold; *(Bk R start LF turn, bring L to R [heel turn] & gradually change weight to L
 continue LF turn, fwd R continue LF turn/keep R sd in twd partner step fwd L; Fwd R with LF
 toe spin to CP, -;)*
- 7 -2- **{Slow Contra Check}** Start upper body turn LF flexing knees with a strong R sd lead, check
 fwd L in CBMP, extend top line bk looking at partner; *(Start upper body LF turn flexing
 knees with strong L sd lead, bk R in CBMP, extend top line backward looking well to L;)*
- 8 123 **{Recover, Highline & Slip}** Recover R, sd L slght body trn LF rise on toe [both look WALL],
 Recover R CP WALL; *(Recover L, sd R rise on toe look at WALL, turn to CP fwd L;)*

9-12 Whisk; Synco Whisk; Progressive Wing; Telemark [BJO];

- 9 123 **{Whisk}** Fwd L in CP, fwd & sd R commencing rise to ball of foot, XLIB of R continuing to
 full rise to ball of foot ending in tight SCP; *(Bk R in CP, bk & sd L commencing to rise
 to ball of foot, XRIB of L continuing to full rise;)*
- 10 1&23 **{Syncopated Whisk}** Thru R/cl L to R to CP, sd R, slight RF body turn XLIB of R to tight SCP;
(Thru L/cl R to L to CP, sd L, XRIB of L to tight SCP;)
- 11 123 **{Progressive Wing}** Fwd R start slight LF turn, fwd & sd L continue LF turn, XRIB of L SCAR
 DLC; *(Fwd L start slight LF turn, fwd R around partner, fwd L complete LF turn SCAR DRC;)*
- 12 123 **{Telemark [BJO]}** Fwd L start LF turn, sd R continue turn, sd & slightly fwd L turn partner to
 BJO DLW; *(Bk R start LF turn bring L beside R [with no weight], turn LF on R heel [heel turn]
 & change weight to L, step sd & slightly fwd R on toe turn to BJO;)*

13-16 Natural Weave;; Open Natural; Back Preparation Fc COH;

- 13-14 123 **{Natural Weave}** Fwd R start RF turn, sd L with L sd stretch, bk R to BJO DRW; Bk L in BJO.
 123 bk R to CP, bk L turn LF to BJO DLW; *(Bk L, bk cl L to R [heel turn] allow ptr to cross in front,
 fwd L to BJO; Fwd R outside partner, fwd L to CP, sd R turn to BJO;)*
- 15 123 **{Open Natural}** Fwd R heel to toe, sd L across line of dance continue slight RF upper body
 turn to lead partner to step outside, bk R to BJO DRC; *(Bk L, cl R to L [heel turn], fwd L;)*
- 16 12- **{Back Preparation}** Bk L turn RF CP COH, tch R to L, -; *(Fwd R, sd L CP WALL, tch R to L;)*

**17-21 Same Foot Lunge; Recover to a Hinge; Recover to CP DLC;
Slow Contra Check & Extend;**

- 17 1- - **{Same Foot Lunge}** Sd & slightly fwd R with R sd stretch looking R, -, -; *(Bk R well under
 body turning body to L looking well to L, -, -;)*
- 18 1- - **{Rec to a Hinge}** Rec on L rotate upper body LF, continue LF rotation w/no weight change,
 hold; *(Rec to fc ptr on L, swivel LF on L, extend R fwd to LOD with no weight;)*
- 19 -2- **{Recover to CP}** Rotate body RF no weight change, recover R, tch L to R CP DLC; *(Fwd R,
 (12-) sd L to CP, tch R to L;)*
- 20 -2- **{Slow Contra Check}** Start upper body turn LF flexing knees with a strong R sd lead, check
 fwd L in CBMP, extend top line bk looking at ptr; *(Start upper body LF turn flexing knees
 with strong L sd lead, bk R in CBMP, extend top line backward looking well to L;)*
- 21 --- **{Extend}** Place ptr R hand on L shoulder, extend L hand up & out as music fades, -;
(Place R hand on ptr L shoulder, extend L hand up & out as music fades, -;)

INTRO:

1-4 Wait 2 Measures;; Lady Roll to a Hinge; Recover to CP [Lady Tch~ DLC];

Part A:

1-4 Telemark to Semi; Open Natural; Outside Spin to a; Left Turning Lock;

5-8 Manuever; Back Turning Whisk; Syncopated Whisk; Slow Side Lock;

9-12 Telemark [BJO]; Natural Telemark; Sync Hover Cross Ending; Turn L & R Chasse;

13-16 Outside Spin to a [DRW]; Quick Lock, Slow Lock; Back Rising Lock [DLW];
Change of Direction;

Interlude:

1-4 Slow Contra Check; Rise to a Right Lunge; Slow Roll, Recover, Slip;;

Part A:

1-4 Telemark to Semi; Open Natural; Outside Spin to a; Left Turning Lock;

5-8 Manuever; Back Turning Whisk; Syncopated Whisk; Slow Side Lock;

9-12 Telemark [BJO]; Natural Telemark; Sync Hover Cross Ending; Turn L & R Chasse;

13-16 Outside Spin to a [DRW]; Quick Lock, Slow Lock; Back Rising Lk [DLW];
Change of Direction;

Part B:

1-4 Telespin to SCP;; Thru to Promenade Sway; Change of Sway;

5-8 Hover Brush to SCP; Thru Ripple Chasse; Thru to a Jete Pt; Fallaway Ronde & Slip;

9-12 Double Reverse to a; Open Reverse; Open Finish [DLW]; Hover;

13-16 Quick Open Reverse; Outside Check; Impetus SCP DLC; Slow Side Lock;

Part C:

1-4 Full Reverse Turn;; Fwd Check~Lady Develope; Open Finish [DLC];

5-8 Mini-Telespin;; Slow Contra Check; Recover, Highline & Slip;

9-12 Whisk; Sync Whisk; Progressive Wing; Telemark [BJO];

13-16 Natural Weave;; Open Natural; Back Preparation Face COH;

17-21 Same Foot Lunge; Recover to a Hinge; Recover to CP DLC;
Slow Contra Check & Extend;

DANCE THE NIGHT

Released: July, 2024

Choreo: Fred & Linda Ayres, 1413 Rosedown St., Longview, TX, USA, 75604 Tele: [903] 736-5718, ayrespairs@gmail.com

Music: Dance the Night Artist: Dua Lipa Album: Barbie the Album Available for download as a single at Amazon

Download: [Play Barbie The Album by VARIOUS ARTISTS on Amazon Music](#)

YouTube: [YouTube Dance the Night Dua Lipa](#)

Time: As downloaded 2:56 Recommended speed: 45 in Dancemaster

Footwork: Opposite unless noted (Woman's footwork in parentheses)

Rhythm: Cha Cha Phase: IV + 2 (Double Cuban Breaks, Sweetheart) Difficulty: Average

Sequence: INTRO, A, B, Bridge, A (5-14.5), B, C, D, B, C (Mod), END

INTRO

	1-4	<u>(LD HNDS JND/WALL) WAIT; FULL TRN CHASE;; MERENGUE 4;</u>
----	(1)	{WAIT} ld hnds jnd fcg ptrn & wall with ld ft free wait 1 meas;
QQQ&Q QQQ&Q	(2-3)	{FULL TRN CHASE} fwd L trng RF ½, fwd R COH trng RF ½, bk L/XRIF, bk L (bk R, rec L COH, fwd R/XLIB, fwd R); bk R, rec L, fwd R/XLIB, fwd R join both hands in BFLY/WALL (fwd L trng RF ½, fwd R WALL trng RF ½, bk L/XRIF, bk L);
QQQQ	(4)	{MERENGUE} sd L on inside of foot, cl R, sd L on inside of foot, cl R join lead hands;

PART A

	1-4	<u>1/2 BAS; FAN; HOCKY STK OVT TO BFLY/WALL;;</u>
QQQ&Q	(1)	{1/2 BAS} fwd L, rec R, sd L/cl R, sd L to release trailing arms;
QQQ&Q	(2)	{FAN} bk R, rec L, sd R/cl L, sd R (fwd L, trng LF step sd and bk R making 1/4 turn to L, bk L/lk RIF, bk L leaving R extended fwd with no weight);
QQQ&Q QQQ&Q	(3-4)	{HOCKY STK OVT TO BFLY} fwd L, rec R, in plc L/cl R, in plc L lead W fwd (cl R, fwd L, fwd R/XLIB, fwd R); bk R slightly beh L, rec L DRW trng W LF under ld hnds, fwd R/XLIB, fwd R trng to BFLY/WALL (fwd L toeing out, fwd R DRW trng LF ½ under lead hands, bk L/XRIF, bk L trng to fc COH);
	5-9	<u>SAND STPS;; 1/2 BAS; to AIDA w/ BK TRIPL CHAS;;</u>
--Q&Q --Q&Q	(5-6)	{SAND STPS} slight swvl RF on R tch L toe to R instep, swvl LF on R tch L heel to floor, swvl RF on R XLIF/sd R, XLIF (slight swvl LF on L tch R toe to L instep, swvl RF on L tch R heel to floor, swvl LF on L XRIF/sd L, XRIF); swvl LF on L tch R toe to L instep, swvl RF on L tch R heel to floor, swvl LF on L XRIF/sd L, XRIF (slight swvl RF on R tch L toe to R instep, swvl LF on R tch L heel to floor, swvl RF on R XLIF/sd R, XLIF);
QQQ&Q	(7)	{1/2 BAS} fwd L, rec R, sd L/cl R, sd L (bk R, rec L, sd R/cl L, sd R) BFLY/WALL;
QQQ&Q Q&Q	(8-9)	{to AIDA w/ BK TRIPL CHAS;;} thru R to LOD, sd L trng RF, bk R/XLIB, bk R (thru L, sd R trng LF, bk L/XRIF, bk L) extend trailing arms up & bk end in bk to bk V pos fc RLOD; bk L/XRIF, bk L (bk R/XLIB, bk R), bk R/XLIB, bk R (bk L/XRIF, bk L);
	10-13	<u>BK BAS w/ FWD TRIPL CHAS;; CUCAR TRNG to FC; FWD BAS;</u>
QQQ&Q Q&Q	(10-11)	{BK BAS w/ FWD TRIPL CHAS} bk L, rec R fwd L/XRIB, fwd L (bk R, rec L, fwd R/XLIB, fwd R); fwd R/XLIB fwd R (fwd L/XRIB, fwd L); fwd L/XRIB, fwd L (fwd R/XLIB, fwd R);
QQQ&Q	(12)	{CUCAR TRNG to FC} sd R with pressing action, rec L trng to fc W, in plc R/L, R to BFLY;
QQQ&Q	(13)	{FWD BAS} fwd L, rec R, bk L/cl R, cl L;

14-14.5 RK REC & SD DRW TCH to HNDSHK; HOLD 1 KNEE/PT,,

- QQQ- (14) {**RK REC & SD DRW TCH to HNDSHK**} bk R, rec L, sd R, draw L to R to hndshk, -;
- (14.5) {**HOLD 1 KNEE/PT**} hold, bring L(R) knee to R(L) knee on “watch” and quickly pt L(R) ft twd LOD on “me”;

PART B

- 1-4** **START FLIRT M in 4; RK TRN RT & SD CHA to L VARSOU (COH);**
RK TRN L & SD CHA TO VARSOU (WALL); FIN FLIRT M in 4;
- QQQQ (QQQ&Q) (1) {**START FLIRT M in 4**} fwd L, rec R, sd L, cl R (rk bk R, rec L trng LF, cont trn to Vars pos sd R/cl L, sd R);
- QQQ&Q (2) {**RK TRN R & SD CHA to L VARS (COH)**} in vars rk bk L, rec R trng ¼ RF to fc RLOD, sd L/cl R, cont trng RF to fc COH stepping sd & bk L twd WALL to L vars (rk bk L, rec R trng ¼ RF to fc RLOD, sd L/cl R, cont trng to COH stepping sd & bk L to L vars); L VARS/COH
- QQQ&Q (3) {**RK TRN L & SD CHA TO VARS (WALL)**} rk bk R, rec L trng ¼ LF to fc RLOD, sd R/cl L, cont trng LF to fc WALL stepping sd & bk R twd COH (rk bk R, rec L trng ¼ LF to fc RLOD, sd R/cl L, cont trng to fc WALL stepping sd & bk R); VARS/WALL
- QQQQ (QQQ&Q) (4) {**FIN FLIRT M in 4**} bk L, rec R, sd L, cl R, (rk bk L, rec R, sd L/cl R, sd L moving to L in front of man); L VARS/ WALL
- 5-8** **SWEETHEART (2X); On 2nd LDY PREP FOR LARIAT; 2 HND LF LARIAT to BFLY;;**
- QQQ&Q QQQ&Q (5-6) {**SWEETHEART (2X)**} chk fwd L with R sd ld into contra chk like action, rec R straightening body, sd L/cl R, sd L (bk R trng slightly RF toward ptr, rec L straightening body, in front of M sd R/cl L, sd R); chk fwd R with L sd ld into contra chk like action, rec L straightening body, sd R/cl L, sd R (bk L trng slightly LF toward ptr, rec R straightening body, fwd L/XRIB, fwd L across in front of M to fc COH);
- QQQ&Q QQQ&Q (7-8) {**2 HND LF LARIAT to BFLY**} both hnds jnd (R hnds high & L hnds low) cl L, under joined R hnds in plc R, sd L/cl R, sd L lowering R & raising L hnds (around M fwd R, fwd L, fwd R/XLIB, fwd R); under joined L hnds small bk R, rec L, in plc R/L, R (cont around M fwd L, fwd R, fwd L/cl R, fwd & sd L trng to fc COH); BFLY/WALL

BRIDGE

- 1** **MERENGUE 4;**
- QQQQ (1) {**MERENGUE 4**} repeat meas 4 Intro join ld hnds;

REPEAT PART A (5-14.5)

REPEAT PART B

PART C

- 1-4** **BLENDING to CP X BODY w/REV TWRL;; CRAB WKS;;**
- QQQ&Q QQQ&Q (1-2) {**X BODY w/REV TWRL**} fwd L, rec R trng ¼ LF, sd L/cl R, sd L M fc LOD (bk R, rec L, fwd R/XLIB, fwd R); bk R, rec L trng ¼ LF, sd R/cl L, sd R ld W to twrl under ld hnds (fwd L to M's L sd, fwd R trng ½ LF, twrl LF under ld hnds L/R, L); BFLY/COH
- QQQ&Q QQQ&Q (3-4) {**CRAB WKS**} XLIF, sd R, XLIF/sd R, XLIF (XRIF, sd L, XRIF/sd L, XRIF); Sd R, XLIF, sd R, cl L, sd R (sd L, XRIF, sd L/cl R, sd L); LD HNDS/COH
- 5-8** **Ld Hnds CHASE w/UNDRM PASS;; FWD BAS; RK REC to SD DRW TCH;**
- QQQ&Q QQQ&Q (5-6) {**CHASE w/UNDRM PASS**} fwd L trng ½ RF, fwd R to WALL keep ld hnds jnd behind M's bk, fwd L/XRIB, fwd L (bk R, rec L, fwd R/XLIB, fwd R); bk & sd R, rec L ld W under ld hnds, sd R/cl L, sd R (fwd L to WALL, fwd R trng ½ LF under ld hnds, sd L/cl R, sd L); BFLY/WALL
- QQQ&Q (7) {**FWD BAS**} fwd L, rec R, bk L/cl R, cl L;
- QQQ- (8) {**RK REC to SD DRW TCH**} bk R, rec L, sd R, draw L to R;

PART D

	1-4	<u>TRAV SAND STP; MERENGUE 4; DBL CUBANS;;</u>
-Q-Q	(1)	{ TRAV SAND STP } swvlg RF on R ft touch L toe to instep of R ft with toe pntd inward, swvlg LF on R ft small sd L, swvlg RF on L ft touch R heel to floor toe pntd outward, swvlg LF on L ft cross RIF (swvlg LF on L ft tch R toe to instep of L ft with toe pntd inward, swvlg RF on L ft small sd R, swvlg LF on R ft tch L heel to floor toe pntd outward, swvlg RF on R ft cross LIF);
QQQQ	(2)	{ MERENGUE 4 } repeat meas 4 Intro join ld hnds;
Q&Q&Q&Q	(3-4)	{ DBL CUBANS } XLIF/rec R, chk sd L/rec R, XLIF/rec R, sd L (XRIF/rec L, chk sd R/rec L, XRIF/rec L, sd R); XRIF/rec L, chk sd R/rec L, XRIF/rec L, sd R (XLIF/rec R, chk sd L/rec R, XLIF/rec R, sd L);
Q&Q&Q&Q		
	5-8	<u>TRAV SAND STP; MERENGUE 4; DBL CUBANS (HNDSHK);;</u>
-Q-Q	(5)	{ TRAV SAND STP } repeat meas 1 Part D
QQQQ	(6)	{ MERENGUE 4 } repeat meas 4 Intro join ld hnds;
Q&Q&Q&Q	(7-8)	{ DBL CUBANS } repeat meas 3-4 Part D to hndshk
Q&Q&Q&Q		

REPEAT PART B

PART C (MOD)

	1-4	<u>BLENDING to CP X BODY w/REV TWRL;; CRAB WKS;;</u>
QQQ&Q QQQ&Q	(1-2)	{ X BODY w/REV TWRL } repeat meas 1-2 Part C
QQQ&Q QQQ&Q	(3-4)	{ CRAB WKS } repeat meas 3-4 Part C
	5-8	<u>LD HNDS CHASE w/UNDRM PASS;; NYKR IN 4; MERENGUE 4;</u>
QQQ&Q QQQ&Q	(5-6)	{ CHASE w/UNDRM PASS } repeat meas 5-6 part C
QQQQ	(7)	{ NYKR IN 4 } Swvl RF on R to RLOD fwd L, rec R trng LF fc ptr, sd L, cl R (swvl LF on L to RLOD fwd R, rec L trng to fc ptr, sd R, cl L);
QQQQ	(8)	{ MERENGUE 4 } sd L on inside of foot, cl R, sd L on inside of foot, cl R join lead hnds;

END

	1	<u>QK SD KNEE/PT</u>
&---	(1)	{ QK SD KNEE PT } qk sd L on “watch” bring R(L) knee to L(R) knee on “me” pnt R(L) ft to RLOD on “dance”,

Timing in table reflects only weight changes, not all movements.

QUICK CUES

INTRO

Ld Hnds Jnd, Ld Ft Free, WAIT 1 MEAS; FULL TRN CHASE;; MERENGUE 4;

PART A

1/2 BAS; FAN; HOCKY STK OVT TO FC;; SAND STPS;;
1/2 BAS; to AIDA w/ BK TRIPL CHAS;; BK BAS w/ FWD TRIPL CHAS;;
CUCAR TRNG to FC; FWD BAS; RK REC & SD DRW TCH to HNDSHK; HOLD 1
KNEE/PT,,

PART B

START FLIRT M in 4; RK TRN RT & SD CHA to L VARSOU (COH);
RK TRN L & SD CHA TO VARSOU (WALL); FIN FLIRT M in 4;
SWEETHEART (2X); On 2nd LDY PREP FOR LARIAT; 2 HND LF LARIAT to BFLY;;

BRG

MERENGUE 4;PART A (1-8)

PART A (5-14.5)

SAND STPS;; 1/2 BAS; to AIDA w/ BK TRIPL CHAS;; BK BAS w/ FWD TRIPL
CHAS;;
CUCAR TRNG to FC; FWD BAS; RK REC & SD DRW TCH to HNDSHK; HOLD 1
KNEE/PT,,

PART B

START FLIRT M in 4; RK TRN RT & SD CHA to L VARSOU (COH);
RK TRN L & SD CHA TO VARSOU (WALL); FIN FLIRT M in 4;
SWEETHEART (2X); On 2nd LDY PREP FOR LARIAT; 2 HND LF LARIAT to BFLY;;

PART C

BLENDING to CP X BODY w/REV TWRL;; CRAB WKS;;
Ld Hnds CHASE w/UNDRM PASS;; FWD BAS; RK REC to SD DRW TCH;

PART D

TRAV SAND STP; MERENGUE 4; DBL CUBANS;;
TRAV SAND STP; MERENGUE 4; DBL CUBANS (HNDSHK);;

PART B

START FLIRT M in 4; RK TRN RT & SD CHA to L VARSOU (COH);
RK TRN L & SD CHA TO VARSOU (WALL); FIN FLIRT M in 4;
SWEETHEART (2X); On 2nd LDY PREP FOR LARIAT; 2 HND LF LARIAT;;

PART C(MOD)

BLENDING to CP X BODY w/REV TWRL;; CRAB WKS;;
Ld Hnds CHASE w/UNDRM PASS;; FWD BAS; MERENGUE 4;

END

QK SD KNEE/PT;

HERO

CHOREO: Rey & Sherry Garza, 1655 Monte Vista Dr., Vista, Ca. 92084-7121 (760) 458-641f8
Reycuer@reygarza.com Web: www.reygarza.com

MUSIC: Hero Artist: Enrique Iglesias Album: Escape
Length: 4:25 Playing at 88 BPM Length: 3.47.589 or adjust for your own comfort.

FOOTWORK: Opposite (Woman in parenthesis)

RHYTHM: Phase VI Bolero

SEQUENCE: Intro-ABC-AMOD-CMOD-D-C-Ending Released 7/11/2024

INTRO

1-4 FACING PARTNER & COH TRAIL FEET FREE LEAD HANDS LOW HEADS LOOKING DOWN; LIFT LADY'S HEAD; REVERSE UNDERARM TURN; LADY TO FAN;

1-4 [Starting POS {---- ----}] Fcg ptr & COH ld hnds jnd low heads down, -, -, -; Bring arms up, encourage W's head up with index finger of R hnd, -, extend trail arms to sd;
[Rev Underarm Trn] Sd & fwd R, - raise ld hnds, XLIF, rec R (*Sd & fwd L swvl LF 1/4, -, under ld hnds fwd R spiral 1/2, fwd L fc ptr & WALL*);
[Fan] Sd L, -, bk R, rec L (*Sd R, -, fwd L comm to trn LF, sd & bk R trn LF to fc LOD*);

PART A

1-8 HOCKEY STICK; OVERTURNED FACE LINE; SYNCOPATED RUN; SLOW FWD & SWIVEL LADY TO FACE; TURNING BASIC;; FENCE LINE; FORWARD BREAK TO LOW BFLY;

1-4 [Hockey Stick] Smll sd R twd LOD, -, fwd L, rec R; Cl L to R, -, trng RF bk R, fwd L (*Bk L to fan POS, -, cl R bhnd L, fwd L; Fwd R, -, fwd L, fwd R spiral LF 7/8 under ld*) fc LOD;
[Sync Run] Fwd R, -, down line fwd L/R, fwd L (*Fwd L, -, down line fwd R/L, fwd R*);
[Fwd & Ldy Face] Fwd R, -, ld W to swvl RF & trn LF on R fc DC, - (*Fwd L, -, swvl RF on L fc DRW, -*);

5-8 [Trng Basic] Sd L trng upper bdy RF, -, slip bk R trng LF, sd & fwd L trng fc WLL; Sd R, -, fwd L with contra chk action, rec R (*Sd R with slight RF upper bdy rotation, -, trng 1/4 LF slip fwd L, bk R trng 1/4 LF; Sd L, -, bk R with chkg action, fwd L*);
[Fence Line] Sd L with trailing arm sweep, -, X lunge R with flex knee, bk L (*Sd R, -, X lunge thru L with bent knee looking LOD, rec bk R*); **Note: 2nd time thru jn R hnds.**
[Fwd Break] Sd & fwd R, -, fwd L with contra ck action, bk R (*Sd & bk L, -, bk R with contra ck action, fwd L*) end in low BFLY FCG WLL;

PART B

1-8 SYNCOPATED SWAYS; PREPARE THE AIDA; AIDA LINE WITH ROCKS; FACE & POINT FOR DOUBLE UNDERARM TURN; TO REVERSE PROGRESSIVE ROCKS; & FACE CLOSE UP FOR A; RIGHT LUNGE WITH LADY BODY SWAYS & RECOVER; CONTRA BREAK TO HAND SHAKE;

1-4 [Sways] With upper bdy swy sd L, -, sd R/sd L, sd R (*With upper bdy sway sd R, -, sd L/sd R, sd L*);
[Aida Aida Line With Hip Rocks] Sd & fwd L twds LOD, -, fwd R, fwd & sd L trng RF to fc prt & WLL; Bk R to V POS fc DRC, -, sd rk L, sd rk R (*Sd & fwd R, -, fwd L, fwd & sd R trng LF to fc prt & COH; Bk L to V POS fc DRW, -, sd rk R, sd rk L*);
[Fc For Double Underarm Trn] Rec L trng LF to fc ptr & WLL, pt R to sd bring trail hnds up, cont LF trn on L bring trail hnds thru fwd R trng 1/2 LF, rec L trn 1/4 LF (*Rec R trng RF to fc prt & COH pt L to sd, cont RF trn on R, fwd L trn 1/2 RF, rec R to fc*) end fcg ptr & WLL;

5-8 [Progr Sd Rks] Sd R trn 3/8 RF to a V POS, -, sd rk L, rec rk R; Sd L trn to fc, -, sd rk R, rec rk L (*Sd L trn 3/8 LF to a V POS, -, sd rk R, rec rk L; Sd R trn to fc, -, sd rk L, rec rk R*) blend CP WLL;
[R Lunge & Rec] Sd & fwd R, -, with slight RF bdy trn lower on R ld W upper sway L & R, rec L (*Sd & bk L, -, upper bdy swy L & R, rec R*);

[**Contra Break**] Sd & fwd R, -, with contra bdy action & R sd ld slip fwd L, rec R (*Sd & bk L, -, with L sd ld slip bk R, rec L*) jn R hnds;

PART C

- 1-9 FULL MOON;;; TO SHADOW WALL MAN SYNCOPATE; SHADOW CONTRA CHECK; SHADOW TURNING BASIC;; SHADOW SWAY ROCKS; SIDE LADY TO FAN IN 2 MAN RECOVER;**
- 1-4 [Full Moon]** Trng LF on R sd L twds COH, -, trng LF fc COH smll slip bk R, bring R hnds up ldg W to spiral LF fwd L blend to MOD VARSOUVIENE COH with L hnds extend to sd; Fwd R, -, fwd L, smll bk R; CP L to R trng 1/8 RF, -, bk R trng LF, cont LF trn fwd L bringing R hnds up bhnd W to ld spiral to MOD VARSOUVIENE WALL with L hnds extend to sd; Fwd R blend to SHDW WALL, -, smll fwd L/fwd R chk adjust to SHDW WLL bhnd W, rec L (*Fwd R, -, fwd L, fwd R spiral 7/8 LF; Fwd L, -, fwd R chkg, rec L; Fwd R swvl RF 1/2, -, twds WALL fwd L, fwd R spiral 7/8 LF; Fwd L, -, fwd R, in pl L*) blend to SHDW WALL;
- 5-9 [Shdw Contra Chck]** Sd & fwd R, -, with contra bdy action slip fwd L, rec R;
[Shdw Trng Basic] Sd L trng upper bdy RF, -, slip bk on R trng LF fc COH, rec L; Sd & fwd R, -, with contra chk action slip fwd on L, rec R;
[Sway Rks] With upper bdy swy sd L, -, sd R, sd L;
[Sd Ldy To Fan] Sd R, -, ld W to fan sd L, - (*Sd R trng LF fc RLOD, -, fwd L, fwd R spiral 1/2 LF*) rel L hnds jn ld hnds;

PART AMOD

- 1-8 HOCKEY STICK OVERTURNED; TO LINE; SYNCOPATED RUN; SLOW FWD & SWIVEL LADY TO FACE; TURNING BASIC;; FENCE LINE JOIN RIGHT HANDS; CONTRA BREAK;**
- 1-8 Repeat meas 1-7 of Part A;;;;; jn R hnds; then Repeat 8 of Part B;**

PART CMOD

- 1-9 FULL MOON;;; TO SHADOW WALL MAN SYNCOPATE; SHADOW CONTRA CHECK; SHADOW TURNING BASIC;; SYNCOPATED SHADOW SWAY ROCKS; SHADOW RIGHT TURN LADY RIGHT TO CLOSE MAN RECOVER WITH HEAD LOOP FACE WALL;**
- 1-7 Repeat meas 1-7 of Part C;;;;;;**
- 8-9 [Sync Sway Rks]** With upper bdy sway sd L, -, sd R, sdL/sd R;
[Trn R Ldy To Fc] Sd L trng 1/4 RF, -, under L ld W to trn RF rec R trng fc WLL rel L hnds as after head loop then extend hnd twd LOD connecting W's R hnd, - (*Sd L trng 1/4 RF, -, under M's L smll fwd R trng 3/4 RF, sd L fc ptr & COH*);

PART D

- 1-8 SYNCOPATED TURNING BASIC; WITH SEPARATION INTO TELESPIN; TO A HINGE; LADY RECOVER AND PIVOT 2 FACE WALL; PREP SAMEFOOT LUNGE; LADY RECOVER INTO DOUBLE REVERSE FACE LOD; REVERSE FALLAWAY & SLIP FACE WALL; SIDE LADY TO HINGE;**
- 1-4 [Sync Trng Basic]** Sd L shape to R, -, slip R Trng LF/fwd L cont LF trn, fwd R comp trn fc WALL (*Sd R shape to R, -, slip L fwd into M trng LF/Bk R cont LF trn, cl L to R toe*);
[Separate Into Telespin] Smll sd & fwd L twds LOD to L POS fcg WALL, -, on L trn LF ldg W to step fwd to CPLOD fwd R around W's L ft cont LF trn, - (*CL R to L to L POS fcg LOD, -, fwd L trng LF blend CP RLOD/bk R, cl L to R toe trn*) CP DRW;
[To Hinge] Sd & fwd L, -, lower on L trn bdy LF, - (*Cont LF trn on L sd & fwd R, -, trn bdy LF X bk L well under bdy, pt R fwd*);

- [Rec Piv 2]** Hold as W rec to fc, -, betwn W's ft fwd R comm a full RF piv, sd & bk L comp piv fc ptr & wll (*Rec fwd R trng ¼ RF to fc ptr & COH, -, Sd & bk L comm full RF piv, fwd R btwn M's ft*);
- 5-8 [Prep Samefoot Lunge]** Cont RF trn on L, -, lower on L, sd & fwd R with R sd stretch looking at ptr (*Cont RF trn, blending L hip on M's R hip socket, Lower on L, sd & bk R under body looking L*);
- [Ldy Rec To Double Rev]** Trn LF on R ldg W to rec blend to CP LOD, fwd L, fwd & sd R around W spn LF, bring L ft under bdy next to R no wgt, - (*Rec L trng LF blend CP RLOD, bk R start trn LF, cl L to R heel trn, sd R/XLif of R*) end CP LOD;
- [Reverse Fallaway and Slip]** Fwd L comm LF trn, sd & bk R, XLIB of R, slip bk R piv LF (*Bk R start LF trn, bk L, XRIB of L, slip sd & fwd L piv LF*) end CP WALL;
- [Hinge]** Sd L, -, lower on L trn bdy LF, - (*Sd R, -, trn bdy LF, X bk L Well under bdy pt R fwd*);
- 9-16 LADY CURL TO A FAN MAN IN 2; ADVANCE ALEMANA; FACE COH; CUDDLES;; FORWARD BREAK; LEFT SIDE PASS JOIN RIGHT HANDS; CONTRA BREAK;**
- 9-13 [Ldy Curl To Fan]** Ld W to trn LF under ld hnds, rec R trn LF fc LOD, rec L trn RF to fc WLL, - (*Rec R spiral LF ½ under ld hnds fc LOD, -, fwd L trn ½ LF, bk R*);
- [Adv Alemana]** Smll sd R, -, fwd L, rec R; Smml sd L ldg W to trn RF trn, -, XRIB of L start a ½ RF Trn, smll sd L comp RF trn (*Bk L, -, cl R in bk of L, fwd L; Fwd R trn ½ RF to fc ptr & COH undr jnd ld hnds, -, fwd L cont trng extra ½ RF to fc ptr & WALL, fwd R*) blend to CUDDLE POSITION fcg WALL with Man's arms embracing ptr under her arms;
- [Cuddles]** Smll fwd R comp the CUDDLE POS, -, sd L, rec R; Cl L to R, -, sd R, rec L; (*Fwd L comm RF trn up to 1/2, -, bk R, rec L trng LF to fc ptr & WALL; Sd R comm LF trn up to 1/2, -, bk L, rec R trng RF to fc ptr & WALL*);
- 14-16 [Fwd Break]** Repeat meas 8 of part A;
- [Left Sd Pass]** Cl L to R with upper bdy RF trn ldg W to a partial wrap fc DC, -, slip bk R trng LF, fwd L trng LF fc WLL (*Fwd R trn RF to partial wrap fc DRC, -, sd & fwd L trng LF, bk R end fcg COH*) jn R hnds;
- [Contra Break]** Repeat meas 8 of Part B;

PART C

- 1-9 FULL MOON;;; TO SHADOW WALL MAN SYNCOPATE; SHADOW CONTRA CHECK; SHADOW TURNING BASIC;; SHADOW SWAY ROCKS; SIDE LADY TO FAN IN 2 MAN RECOVER;**

ENDING

- 1-8 ADVANCE ALEMANA; FACE WALL; FORWARD BREAK BLEND TO CLOSE POSITION; SYNCOPATED TURNING BASIC; WITH SEPARATION INTO TELESPIR; TO HINGE; LADY RECOVER INTO PIVOT 2 FACE WALL; PREP SAMEFOOT LUNGE;**
- 1-2 [Adv Alemana]** Repeat meas 10-11 of Part D; end fcg WALL;
- 3-8 [Fwd Break]** Repeat meas 8 of part A blend CP WALL;
- [Sync Trng Basic + Into Telespin + Hinge + Rec Piv 2 & Prep Samefoot Lunge]** Repeat meas 1 thru 5 of Part D;,,,;
- 9-11 LADY RECOVER INTO DOUBLE REVERSE FACE LOD; REVERSE FALLAWAY & SLIP; SIDE LADY TO HINGE & EXTEND;**
- 9-11 [Ldy Rec To Double Rev & Reverse Fallaway and Slip]** Repeat meas 6 & 7 of Part D;;
- [To Hinge]** Repeat meas 8 of Part D extend L arms to sd;

Short Cues: Hero by: Rey & Sherry Garza Phase 6 Bolero

INTRO

- 1-4 FACING PARTNER & COH TRAIL FEET FREE LEAD HANDS LOW HEADS LOOKING DOWN;
LIFT LADY'S HEAD; REVERSE UNDERARM TURN; LADY TO FAN;

PART A

- 1-8 HOCKEY STICK OVERTURNED; TO LINE; SYNCOPATED RUN; SLOW FWD & SWIVEL LADY
TO FACE; TURNING BASIC;; FENCE LINE; FORWARD BREAK TO LOW BFLY;

PART B

- 1-8 SYNCOPATED SWAYS; PREPARE THE AIDA; AIDA LINE WITH ROCKS; FACE & POINT FOR
DOUBLE UNDERARM TURN; TO REVERSE PROGRESSIVE ROCKS; & FACE CLOSE UP FOR
A; RIGHT LUNGE WITH LADY BODY SWAYS & RECOVER; CONTRA BREAK TO HAND
SHAKE;

PART C

- 1-8 FULL MOON;;; TO SHADOW WALL MAN SYNCOPATE; SHADOW CONTRA CHECK;
SHADOW TURNING BASIC;; SHADOW SWAY ROCKS; SIDE LADY TO FAN 2 MAN
RECOVER;

PART AMOD

- 1-8 HOCKEY STICK OVERTURNED; TO LINE; SYNCOPATED RUN; SLOW FWD & SWIVEL
LADY TO FACE; TURNING BASIC;; FENCE LINE JOIN R HANDS; CONTRA BREAK;

PART CMOD

- 1-9 FULL MOON;;; TO SHADOW WALL MAN SYNCOPATE; SHADOW CONTRA CHECK;
SHADOW TURNING BASIC;; SYNCOPATED SHADOW SWAY ROCKS; SHADOW RIGHT TURN
LADY RIGHT TO CLOSE MAN RECOVER WITH HEAD LOOP FACE WALL;

PART D

- 1-8 SYNCOPATED TURNING BASIC; WITH SEPARATION INTO TELESPIN; TO HINGE; LADY
RECOVER INTO PIVOT 2; PREP SAMEFOOT LUNGE; LADY RECOVER INTO DOUBLE
REVERSE FACE LOD; REVERSE FALLAWAY & SLIP FACE WALL; SIDE LADY TO HINGE;
9-16 LADY CURL TO A FAN; ADVANCE ALEMANA; FACE COH; CUDDLES;; FORWARD BREAK;
LEFT SIDE PASS JOIN RIGHT HANDS; CONTRA BREAK;

PART C

- 1-9 FULL MOON;;; TO SHADOW WALL MAN SYNCOPATE; SHADOW CONTRA CHECK;
SHADOW TURNING BASIC;; SHADOW SWAY ROCKS; SIDE LADY TO FAN IN 2 MAN
RECOVER;

ENDING

- 1-8 ADVANCE ALEMANA; FACE WALL; FORWARD BREAK; SYNCOPATED TURNING BASIC;
WITH SEPARATION INTO TELESPIN; TO HINGE; LADY RECOVER INTO PIVOT 2 FACE
WALL; PREP SAMEFOOT LUNGE;
9-11 LADY RECOVER INTO DOUBLE REVERSE FACE LOD; REVERSE FALLAWAY & SLIP; SD
LADY TO HINGE & EXTEND;

Higher

Choreographers: Randy & Marie Preskitt, 5603 Sound Ave. Everett, WA, 98203
Phone: Randy's Cell (425) 923-8095 or Marie's Cell (425) 870-2809
E-Mail RKPreskitt@comcast.net or mariepreskitt@hotmail.com
Music: Higher - Michael Buble Amazon.com
Footwork: Opposite except where noted
Rhythm/Phase Tango Phase 6 **Speed** 43 rpm (-4.4%) (30mpm)
Sequence: Intro – A – In – B – C – In – A – D – B(Mod) – End **Release** 1.0 July 2024

INTRO

- 1** **WAIT ;**
CP DW lead foot free wait 1 long pickup note and the words “You know you” –
The dance starts on the words “Have It” ;

PART A

- 1 - 5** **PROGRESSIVE LINK TO QUARTER BEATS ; , , NATURAL TWIST TURN , ; , ,**
BACK OPEN PROMENADE , ; ;
1 QQQ&Q& Fwd L cross thighs, trn RF slightly sd & bk R to SCP (W bk R cross thighs, trn RF sd & bk L to SCP), -
Bk L/small sd R, sd L/cl R;
2 -S Tap L sd & fwd SCP, - fwd L, -;
3 QQS Fwd R across W to CP RLOD, sd L, XRIB of L partial weight, -(W fwd L, fwd R, fwd L around M, -);
4 QQS Unwind to SCP weight on R, -, fwd L LOD, -(W fwd R trng RF, sd & bk L SCP, - fwd R, -);
5 QQS Thru R, trn RF to CP sd & bk L, slight swivel LF on L bk R under body flexing knee
body straight, -(W thru L, sd & fwd R, fwd L, -); end CP DRW
- 6- 8** **TURNING 4 BY SYNCOPATED 5 STEP – HEAD FLICK ; ; ;**
6 QQQQ Fwd L trng LF, sd & bk R, XLIB of R, swiv RF on R cl L to R
(W bk R trng LF, sd & fwd L, XRIF outsd ptrn, trng LF sd & bk L);
7 QQS XLIF of R trng LF, sd & bk R, XLIB, -(W XRIB, trng LF sd & fwd L, XRIF, -);
8 &S- Small sd & slight bk R/trng hips & body RF to SCP tap L to SCP LOD, -, turn hips sharply RF to turn CP
& look twd W/turn hips L bk to SCP, -(W sd & fwd L/sharp trn RF to SCP, -, trn body & head LF to CP/
turn body RF back to SCP, -);
- 9 - 13** **PROMENADE LINK ; VIENNESE TURNS ; FIVE STEP ; , , OPEN PROMENADE , ; ;**
9 SQ- Fwd & sd L, -, thru R, trn body LF tap L to sd CP DW
(W fwd & sd R, -,thru L trng LF to CP, tap R to sd);
10 QQ&QQ& Fwd L LOD, fwd R trng LF/XLIF of R, bk R LOD, trng LF sd L/cl R CP DW
(W bk R, trn LF sd L/ cl R, fwd L, fwd R trng LF/XLIF of R);
11 QQQQ Fwd L, sd & bk R, LXIB of R, small bk R(W bk R, sd & fwd L, XRIF, sd & fwd L);
12 -S Trng RF tap L fwd LOD, -, fwd L, -(W trn RF to SCP tap R fwd LOD, -, fwd R, -);
13 QQS Thru R, sd & fwd L trng body LF to bring W to CP, fwd R BJO DW, -
(W thru L, trng LF sd & bk R CP, bk L, -);
- 14 - 16** **BACK ROCK 2 OUTSIDE SWIVEL ; THRU TAP – PROMENADE ; ;**
14 QQS Rk bk L, rec R, bk L trng body RF to SCP, -(W fwd R, rec L, fwd R swivel RF to SCP, -);
15 &-S Thru R/tap L, -, fwd LOD L, -;
16 QQS Thru R, sd & fwd L, cl R, - SCP LOD;

Interlude

- 1 - 5 FWD TO LA COBRA & THRU TAP ; ; DOUBLE CLOSED PROMENADE ; ;**
 1 SS Fwd L, - fwd R fold RF in front of W to CP, -(W fwd R, -, fwd L, -);
 2 SS Sd & bk L trng body RF bring R foot under body, -, thru R RLOD trng RF to CP
 (W fwd R between M/s feet swivel RF bring L foot under body, -, fwd L, -);
 3 SQ- Sd & bk L trng body RF bring R foot under body, -, thru R, tap L fwd LOD
 (W fwd R between M/s feet swivel RF bring L foot under body, -, thru L, tap R fwd LOD);
 4 SQQ Fwd L, -, thru R, trng hips RF sd & fwd L (W fwd R, -, thru L trng LF, sd & bk R);
 5 QQS Thru R, trng hips RF sd & fwd L, cl R, -(W trn RF thru L, trn LF sd & bk R, cl L, -);

PART B

- 1 - 4 PROG LINK TO CHASE ; ; RIGHT CHASSE TO WHISK LINE ; JETE POINT FC WALL ;**
 1 QQS Fwd L cross thighs - trn RF slightly sd & bk R to SCP, sd & fwd L, -
 (W bk R cross thighs, trn RF sd & bk L to SCP, fwd R, -);
 2 QQQQ Thru R, sd L fc wall, fwd R trng RF to BJO CBMP chkg, cont trn bk L BJO fc RLOD
 (W thru L, trng LF sd R to CP, bk L twd wall in BJO trng RF chkg, fwd R LOD);
 3 Q&QS Blend to CP bk & sd R/cl L, sd R no turn, XLIB of R tight SCP, -;
 4 S&-- Thru R rotating LF to square W keeping R sd lifted, -/slight spring small fwd L high on toe piv twd
 WALL, lower & flex L knee sharply as you extend R ft sd twd RLOD w/R sway, -(W thru L comm to
 fold LF to M w/head staying open to R, -/slight spring small sd & bk R twd wall, lwr & flex R knee
 sharply extend L ft to sd head well to left, -);
- 5 - 8 DBLE CHASSE FALLAWAY RONDE TO ; BACK TWINKLE ; PROMENADE LINK ;**
BRUSH TAP ;
 5 Q&Q&S Sd R/cl L, sd R/cl L, sd R blend to SCP ronde L CCW, -(W CW);
 6 QQ- XLIB of R, trng RF to CP cl R, tap L to SCP LOD, -;
 7 SQ- Fwd & sd L, -, thru R, trn body LF tap L to sd CP DW;
 (W fwd & sd R, -, thru L trng LF to CP, tap R to sd);
 8 QQ-- Fwd L cross thighs, sd & bk R CP DW/brush L to R, tap L to sd, -
 (W bk R, sd & fwd L/brush R to L, tap R to sd, -);
- 9 - 13 5 STEP ; , , NATURAL PIVOT TURN ; ; ROCK TURN ; ;**
 9 QQQQ Fwd L, sd & bk R, LXIB of R, small bk R (W bk R, sd & fwd L, XRIF, sd & fwd L);
 10 --S Trng RF tap L twd LOD, -, fwd L, -(W trn RF tap R twd LOD, -, fwd R, -);
 11 QQS Fwd R across W to CP RLOD, bk & sd L pivoting RF fc LOD, fwd R DW with slight lunge, -
 (W fwd L, fwd R pivoting ½ RF, bk L with slight lunge, -);
 12 QQS Turning ¼ RF rec bk L, fwd R, bk L, -; end CP DRW
 13 QQS Bk R, trng LF sd L, cl R to CP DW, -;
- 14 - 16 CURVING WALK 2 ; REVERSE FALLAWAY SLIP WALL ; FWD SIDE DRAW BFLY ;**
 14 SS Fwd L trng LF w/crossed thighs L toe pointing DC, -sd & fwd R CP DC, -;
 15 QQQQ Fwd L trng LF, sd R, XLIB of R well under body, trng LF slip bk R to CP wall
 (W bk R, bk & sd L, XRIB under body, turn LF slip L fwd into CP);
 16 QQ-- Fwd L, sd R, draw L twd R blend to BFLY Wall, -;

PART C

1 - 4 DOUBLE CUBANS ; SINGLE CUBAN 4 ; DOUBLE CUBAN ; SINGLE CUBAN 4 W/CLOSE ;

- 1 Q&Q&Q&Q XLIF/rec R, sd L/rec R, XLIF/rec R, sd L;
 2 QQQQ XRIF, rec L, sd R, rec L;
 3 Q&Q&Q&Q XRIF/rec L, sd R/rec L, XRIF/rec L, sd R;
 4 QQQQ XLIF, rec R, sd L, cl R;

5 - 8 SIDE DRAW W/ARMS ; VINE 3 & LINK ; EXTENDED 5 STEP ; ;

- 5 S-- Lunge sd L to LOD extend arms to side lead side stretch slight body turn & look to RLOD , slowly draw R twd L, -, -;
 6 QQS Join lead hands XRIB, sd L, thru R SCP/ trng body LF tap L to sd;
 7 QQQQ Fwd L, sd & bk R, XLIB, sd & bk R (W bk R, sd & fwd L, XRIF outside ptrn, sd & fwd L);
 8 QQ-- XLIB, small bk & sd R to CP, -, trn body RF tap L LOD, -(W XRIF, small sd & fwd L, trn LF to SCP, -);

Interlude

1 - 5 FWD TO LA COBRA - & THRU TAP ; ; ; DOUBLE CLOSED PROMENADE ; ;

PART A

1 - 5 PROGR LINK TO QUARTER BEATS ; , , NATURAL TWIST TURN , ; , ,**BACK OPEN PROMENADE , ; ;****6- 8 TURNING 4 BY SYNCOPATED 5 STEP – HEAD FLICK ; ; ;****9 - 13 PROMENADE LINK ; VIENNESE TURNS ; FIVE STEP ; , , OPEN PROMENADE , ; ;****13 - 16 BK ROCK 2 OUTSIDE SWIV ; THRU TAP – PROMENADE ; ;**

PART D

1 - 4 STALKING WALKS 4 ; ; ; ;

- 1 S-- Sd & fwd L lifting R knee slightly using a full measure move R ft fwd to thru down LOD;
 2 S-- Fwd & across R swvl RF to fc DRW using a full measure to shape into R lunge line;
 3 S-- Sd & fwd L lifting R knee slightly using a full measure move R ft fwd to thru down LOD;
 4 S-- Fwd & across R swvl RF to fc DRW using a full measure to shape into R lunge line;

5 - 10 PROMENADE SWAY OVERSWAY ; FALLAWAY RONDE & SLIP ;**DOUBLE TELESPIN SCP ; ; ; CLOSED PROM ENDING ;**

- 5 S-- Sd & fwd L to DC with left sd stretch, -, lower & trn LF to oversway line women's head to left, -;
 6 SQQ Trng body RF sd R ronde LF CCW, - bk L, slip R bk to CP DC
 (W rec sd L ronde RF CW, -, bk R, trng LF slip fwd L to CP);
 7 QQ- Fwd L comm LF trn, fwd & sd R past ptrn cont LF trn, sd & bk L partial weight fc DRW, -
 (QQS&) (W bk R, trng LF cl L to R tango heel turn, fwd R LOD, -/fwd L around M);
 8 QQ- Cont LF trn thru hip & body lead W fwd transfer full weight sd & fwd L LF trn to CP, fwd & sd R
 past ptrn cont LF trn, sd & bk L partial weight fc DRW, -
 (QQS&) (W sd & fwd R trng LF square to M, cl L to R trng LF, fwd R, -/ fwd L around M);
 9 QQS Cont LF trn thru hip & body lead W fwd transfer full weight sd & fwd L LF trn to CP, fwd & sd R
 past ptrn cont LF trn, fwd L SCP DW, -
 (QQS) (W sd & fwd R trng LF square to M, cl L to R trng LF, fwd R SCP DW, -);
 10 QQS Thru R, trng hips RF sd & fwd L, cl R, -(W thru L, trn LF sd & bk R, cl L, -);

PART B (Mod)

1 - 4 **PROG LINK TO CHASE ; ; RIGHT CHASSE TO WHISK ; FWD JETE POINT FC WALL ;**
5 - 8 **DBLE CHASSE FALLAWAY RONDE TO ; BACK TWINKLE ; PROM LINK ; BRUSH TAP ;**
9 - 12 **5 STEP ; , , NATURAL PIVOT TURN , ; ; ROCK TURN ; ;**
13 - 16 **CURVING WALK 2 ; OPEN REVERSE TURN ; CLOSED FINISH ;**
 15 QQS Fwd L trng LF, sd R, bk L to BJO, -(W bk R trng LF, sd & fwd L, fwd R outsd ptnr, -);
 16 QQS Bk R trng LF, sd L, cl R CP DW, -(W fwd L trn LF, sd & bk R, cl L, -);

END

1 - 4 **PROGRESSIVE LINK & HOLD, SD ; DROP OVERSWAY, SD CL ; SD HOLD, , ;**
CONTRA CHECK ;
 1 QQ-Q Fwd L cross thighs, trn RF slightly sd & bk R to SCP, hold, sd & fwd L
 (W bk R cross thighs, trn RF sd & bk L to SCP, hold, sd & fwd R);
 2 --QQ Sharply lower & rotate LF into oversway line, -, slight rise sd, cl;
 3 S-- Sd R, -, -, slightly lower on R creating R stretch;
 4 Q Fwd L (W bk R) cross thighs look over W (W look well to left),

Note: The figures in the ending are timed to the beats of music rather than to standard 4 count measures.

Horchat Hai Caliptus

Choreographers: Bill and Beth Davenport, 3852 Alameda Place, San Diego, CA 92103

Email: bdavnpt2005@gmail.com, Phone: 619-269-9724

With: Mary Murphy, Champion Ballroom Academy, San Diego, CA 92123

Music: "Horchat Hai Caliptus" by Prandi Sound Orchestra feat. Paola Fabris

Cut music at 2:06.000, fade out from 2:00.000

<https://casa-musica.com/en/single-tracks/20344-horchat-hai-caliptus-edit-slow-waltz-28.html>

Rhythm & Phase: Waltz, Phase VI + 0 + 1 (Shadow Underarm Cross Pivot With Arms)

Footwork: Opposite (*except where noted*)

Original Time: 2:10 at 28 MPM

Sequence: Intro, A, B, C, Ending

Suggested Tempo: 44 RPM

Released: July 15, 2024

Revision: June 9, 2024

Introduction (8 measures)

-
- 1 – 2 Wait [R Handgrip FCG LOD, Both R feet free] ; Arm Sweep [R Handgrip FCG LOD] ;**
- 1 {**Wait**} Wait one measure side by side about 3 feet apart with M fcg LOD and W fcg RLOD with R handgrip looking at ptr, right feet free & pointed to side for both, left arms extended out to side ;
 - 2 {**Arm Sweep**} Sweep left arms CCW down and up between ptr to straight up, cont arm sweep, finish arm sweep with arms extended out to side ;
- 3 – 4 Wheel 3 [R Handgrip FCG RLOD] ; Wheel Ronde Vine w/Left & Right Hand Change [R Handgrip FCG LOD] ;**
- 123 3 {**Wheel 3**} Looking at ptr keep right handgrip 3 feet apart walk CW fwd R, fwd L, fwd R to fc RLOD ;
 - 123 4 {**Wheel Ronde Vine w/Left & Right Hand Change**} Fwd L release right handgrip ronde R ft and rotate body CW to left handgrip, XRIb of L ft, rotating body CCW to right handgrip fwd L to fc LOD ;
- 5 – 6 Man Right Turning Canter, Lady Outside Roll 4, Keep Handshake [R Handgrip Both FCG WALL] ; Right Lunge w/Arm Sweep [Handgrip FCG WALL] ;**
- 1-3 5 {**Man Right Turning Canter, Lady Outside Roll 4, Keep Handshake**} Keeping R hands joined bk R with 1/4 RF trn to fc wall bringing R hand up to lead W into outside roll, -, cl L bring joined R hands down in front to chest level w/W on M's R side and slightly in front of M (*W fwd R comm RF trn to fc COH, sd L cont RF trn to fc wall/sd R spin RF to fc wall, cl L to R*) ;
 - (12&3) 1-- 6 {**Right Lunge w/Arm Sweep**} Keeping R hands joined side R with CW left arm sweep to straight up, cont arm sweep in front of body, finish arm sweep with left arms in front of body ;
- 7 – 8 Man Canter, Lady Roll to Face, Hands Low [Fcg WALL] ; Slow Link, Half Open [1/2 OP LOD] ;**
- 1-3 7 {**Man Canter, Lady Roll to Face, Hands Low**} Sd L, -, cl R (*W fwd L twd LOD comm LF trn to fc COH, sd R cont LF trn to fc Wall, sd L cont LF trn to fc ptr*) w/unjoined hands low in front of body ;
 - (123) --3 8 {**Slow Link, Half Open**} Bringing arms up slowly with no wgt chg comm rise, cont rise bringing arms to 1/2 OP position, fwd L in 1/2 OP LOD ;

Part A (16 measures)

-
- 1 – 3 Open In & Out Runs [1/2 OP LOD] ; ; Man Chasse, Lady Roll Left, Shadow [SHDW DLW] ;**
- 123 123 1 – 2 {**Open In & Out Runs**} Fwd R start to XIF of W, trn RF to step sd & fwd L across W, trn RF to step fwd R in 1/2 LOP fc LOD (*W fwd L, R, L*) ; Fwd L, R, L to 1/2 OP LOD (*W fwd R start to XIF of M, trn RF to step sd & fwd L across M, trn RF to step fwd R in 1/2 OP LOD*) ;
 - 12&3 3 {**Man Chasse, Lady Roll Left, Shadow**} Thru R, sd L/cl R, sd & fwd L to SHDW DLW (*W thru L toeing twd ptr trng LF w/both arms up, bk R to fc RLOD, cont trng sd & fwd L lowering arms to SHDW*) ;
 - (123)
- 4 – 6 Shadow In & Out Runs [SHDW DLC] ; ; Shadow Quick Open Reverse [SHDW RLOD] ;**
- 123 123 4 – 5 {**Shadow In & Out Runs**} Both fwd R comm RF trn, sd & slightly bk L in SHDW RLOD, bk R SHDW fcg RLOD ; Both bk L comm RF trn, sd & fwd R cont RF trn, fwd L to SHDW DLC ;
 - 1&23 6 {**Shadow Quick Open Reverse**} Both fwd R/fwd L comm LF trn, bk & sd R to fc RLOD, bk L ;

- 7 – 8 Slow Shadow Hover Corte [SHDW DLW] ; Recover to Shadow Back Whisk [SHDW DLW] ;**
 12- 7 {**Slow Shadow Hover Corte**} Both bk R LOD comm LF trn, sd & slightly fwd L w/left knee flexed, comm body rise w/no wgt chg ;
 -23 8 {**Recover to Shadow Back Whisk**} Finish body rise on L ft, using L ft to push off sd R, XLIB of R ;
- 9 – 11 Shadow Thru Chasse [SHDW LOD] ; Shadow Underarm Cross Pivot w/Arms, 2X [SHDW LOD] ; ;**
 12&3 9 {**Shadow Thru Chasse**} Both fwd R, sd L/cl R, sd & fwd L ;
 123 123 10 – 11 {**Shadow Underarm Cross Pivot w/Arms, 2X**} Both fwd R comm RF trn raise L hands & join R hands, sd & bk L cont RF trn bring L hands over W's head & down in front, sd & fwd R DLC w/stacked hands L over R ; Both fwd L comm LF trn raise L hands & release R hands, sd & bk R cont RF trn bring L hands over W's head & bk down to SHDW pos, sd & fwd L LOD in SHDW fcg LOD ;
- 12 – 13 Shadow Syncopated Vine [SHDW LOD] ; Shadow Curved Feather [SHDW DRW] ;**
 1&23 12 {**Shadow Syncopated Vine**} Both fwd R/sd L, XRIB of L, sd & fwd L ;
 123 13 {**Shadow Curved Feather**} Fwd R comm RF trn, sd & fwd L cont RF trn, small fwd R cont RF upper body trn checking in SHDW DRW ;
- 14 – 16 Man Heel Pull, Lady Roll Right to Face, Low BFLY [Low BFLY LOD] ; Explode Apart [Mod OP FCG LOD] ; Man Draw Close, Lady Curved Walk 3, Closed [CP DLC] ;**
 1-3 14 {**Man Heel Pull, Lady Roll Right to Face, Low BFLY**} Bk L comm RF trn, cont trn on L heel pull R ft bk to L, transfer wgt to R w/ft slightly apt (*W bk L comm RF trn, fwd R LOD cont RF trn, sm bk L to fc ptr*) fcg LOD w/hnds low BFLY ;
 (123)
 1-- 15 {**Explode Apart**} Keep trl hnds jnd swvl LF 1/8 on R ft w/L arm sweep up and out CCW sd & bk L w/flexed knee (*W swvl RF 1/8 on L ft w/R arm sweep up and out CW sd & bk R w/flexed knee*), -, - ;
 --3 16 {**Man Draw Close, Lady Curved Walk 3, Closed**} Straightening L leg over the full measure draw R ft bk, cont draw R ft back, cl R ft (*W curving LF fwd L, fwd R, fwd L*) to CP DLC ;
 (123)

Part B (9 measures)

- 1 – 4 Telespin, Semi [SCP DLW] ; ; Curved Feather & Check [BJO DRW] ; Outside Spin [CP RLOD] ;**
 12-456 1 – 2 {**Telespin, Semi**} Fwd L comm LF trn, sd & slightly bk R cont LF trn to fc RLOD, bk L with partial wgt keeping L sd twd W [W's movement will trn M LF to fc LOD] (*W bk R comm LF trn, bring L ft to R trn LF on R heel [heel turn] with wgt transfer to L, fwd R/keep R sd twd M fwd L*) ;
 (123&456) Spin LF taking full wgt to L foot, sd R w/LF trn drawing L ft in beside R ft, fwd L (*W fwd R comm LF toe spin, cont LF toe spin cl L, fwd R*) in SCP DLW ;
 123 3 {**Curved Feather & Check**} Fwd R comm RF trn, sd & fwd L cont RF trn, small fwd R cont RF upper body trn (*W fwd L, sd & bk R, bk L*) checking in BJO DRW ;
 123 4 {**Outside Spin**} Strong RF trn bk & sd L toe in, fwd R outsd ptr cont RF trn, sd & bk L to CP RLOD (*W fwd R outsd ptr trn RF, cl L to R toe spin, fwd R between ptrs feet*) ;
- 5 – 7 Right Turning Lock, Semi [SCP LOD] ; Open Natural [BJO RLOD] ; Back & Right Chasse [CP DLW] ;**
 1&23 5 {**Right Turning Lock, Semi**} With strong right shoulder lead bk R trng 1/4 RF/lock LIFR, fwd R between W's feet w/RF trn and hovering action to CP DLW, fwd L to SCP LOD ;
 123 6 {**Open Natural**} Thru R comm RF trn, sd & slightly bk L to CP RLOD, bk R (*W thru L, fwd R btwn M's feet trng RF, fwd L*) to BJO fcg RLOD ;
 12&3 7 {**Back & Right Chasse**} Bk L comm RF trn, sd R/cl L cont RF trn develop L sway, sd R to CP fcg DLW ;
- 8 – 9 Slow Contra Check [CP DLW] ; Recover Brush, Semi [SCP DLC] ;**
 1-- 8 {**Slow Contra Check**} With strong L sway & R shoulder lead lower well into R knee fwd L DLW, slowly develop R sway over next three beats, - ;
 -23 9 {**Recover Brush, Semi**} Finish R sway, rcvr R bring W to CP hvrg & trng to SCP DLC, fwd L SCP DLC ;

Part C (16 measures)

- 1 – 3 Big Top [CP LOD] ; Double Reverse [CP LOD] ; Turn Left & Right Chasse [BJO RLOD] ;**
- 1-&3 1 {**Big Top**} Fwd R DLC strong step [L leg crossed behind with L knee touching back of R knee],
(123) spin 3/8 on R foot LF w/no wgt chg [spin happens as W steps past M] to RLOD/XLIB of R spin 3/8 LF to CP DLW, slp R ft bk finishing trn (*W fwd L DC strong step comm LF trn across M, fwd R around M w/LF spin brushing L to R, L fwd between M's feet w/ 1/2 LF trn*) to CP LOD [Basic timing is both step together on first beat, W steps first followed by M on second beat, both step together on third beat] ;
- 12- 2 {**Double Reverse**} Fwd L comm LF trn, sd R draw L foot to R, spin LF on R foot [no wgt chg]
(12&3) (*W bk R comm LF trn, bring L ft to R trn LF on R heel [heel turn] with weight transfer to L/sd & slightly bk R cont LF trn, XLIF of R*) to LOD ;
- 12&3 3 {**Turn Left & Right Chasse**} Fwd L trng LF, sd R/cl L, bk R cont trn to BJO fcg RLOD ;
- 4 – 6 Outside Change, Semi [SCP DLW] ; Running Open Natural [BJO RLOD] ; Back to Rising Lock [CP DLC] ;**
- 123 4 {**Outside Change, Semi**} Bk L, bk R trng LF, sd & fwd L to SCP DLW ;
- 1&23 5 {**Running Open Natural**} Fwd R trng RF/sd & bk L to CP RLOD, bk R to BJO, bk L (*W fwd L/fwd R, fwd L, fwd R*) to BJO RLOD ;
- 123 6 {**Back to Rising Lock**} Bk R comm LF trn, sd & fwd L cont LF trn, XRIB of L finish LF trn to CP DLC ;
- 7 – 8 Reverse Fallaway & Slip [CP LOD] ; Checked Reverse & Slip [CP DLW] ;**
- 1&23 7 {**Reverse Fallaway & Slip**} Fwd L comm LF trn/sd & bk R toward DLC, keep L sd twd W XLIB of R in CBMP [fallaway], bk R pivot 1/2 LF (*W bk R comm LF trn/bk L, XRIB of L, sd & fwd L pivot 1/2 LF*) to CP LOD ;
- 123 8 {**Checked Reverse & Slip**} Fwd L comm LF trn rising, sd & fwd R (*W cl L to R w/heel turn rising to toes*) checking LF rotation rising straight over R, comm RF trn bk L & slip to CP DLW ;
- 9 – 11 Double Natural [BJO DLW] ; Curved Feather & Check [BJO DRW] ; Back & Right Chasse [CP LOD] ;**
- 12- 9 {**Double Natural**} Fwd R trng RF, sd L CP RLOD, ronde R to L [no wgt chg] cont RF trn (*W bk L pull R*
(12&3) *past L trng RF, trng on L heel cl R to L/fwd & sd L strong RF trn, fwd R outsd M*) to BJO DLW ;
- 123 10 {**Curved Feather & Check**} Fwd R comm RF trn, sd & fwd L cont RF trn, small fwd R cont RF upper body trn (*W fwd L, sd & bk R, bk L*) checking in BJO DRW ;
- 12&3 11 {**Back & Right Chasse**} Bk L w/slight RF trn, sd R/cl L developing L sway, sd R in CP fc LOD ;
- 12 – 14 Rumba Cross [CP DLC] ; Traveling Contra Check [SCP DLC] ; Quick Open Reverse [BJO DRC] ;**
- 1&23 12 {**Rumba Cross**} Fwd L with L sd lead & L sd stretch/XRIB of L trng RF (*W XIF*), rise to toes trng RF L, R to CP DLC ;
- 123 13 {**Traveling Contra Check**} With strong right shoulder lead lower well into R leg fwd L swinging L side fwd and taking a strong R sway, rising up cl R to L correcting sway, fwd L in SCP DLC ;
- 1&23 14 {**Quick Open Reverse**} Fwd R comm LF trn/fwd L cont LF trn, sd & bk R, bk L BJO DRC ;
- 15 – 16 Outside Check [BJO DRW] ; Impetus Semi [SCP DLC] ;**
- 123 15 {**Outside Check**} Bk R, sd & fwd L, small fwd R to BJO DRW ;
- 123 16 {**Impetus Semi**} Bk L, cl R [heel trn] comm RF trn, comp RF trn fwd L to SCP DLC ;

Ending (7 measures)

- 1 – 4 Big Top [CP LOD] ; Double Reverse [CP DLW] ; Viennese Turns [CP DLW] ; ;**
- 1-&3 1 {**Big Top**} Fwd R DLC strong step [L leg crossed behind with L knee touching back of R knee],
(123) spin 3/8 on R foot LF w/no wgt chg [spin happens as W steps past M] to RLOD/XLIB of R spin 3/8 LF to CP DLW, slp R ft bk finishing trn (*W fwd L DC strong step comm LF trn across M, fwd R around M w/LF spin brushing L to R, L fwd between M's feet w/ 1/2 LF trn*) to CP LOD [Basic timing is both step together on first beat, W steps first followed by M on second beat, both step together on third beat] ;

- 12- 2 {**Double Reverse**} Fwd L comm LF trn, sd R draw L foot to R, spin LF on R foot [no wgt chg]
 (12&3) *(W bk R comm LF trn, bring L ft to R trn LF on R heel [heel turn] with weight transfer to L/sd & slightly bk R cont LF trn, XLIF of R)* to DLW ;
- 123 123 3 – 4 {**Viennese Turns**} In CP throughout fwd L comm LF trn, sd R to fc DRC, XLIF of R *(W bk R comm LF trn, sd L to fc DLW, cl R)* ; Bk R comm LF trn, sd L to fc DLW, cl R *(W fwd L comm LF trn, sd R to fc DRC, XLIF of R)* to CP DLW ;
- 5 – 7 Syncopated Reverse Fleckerl, 2X [CP DLW] ; ; Slow Contra Check & Extend [CP DLW] ;**
- 1&2&3& 5 {**Syncopated Reverse Fleckerl**} Fwd L btwn W's ft comm trng LF *(W sd & fwd R around M)*/trng LF on L sd R part wgt *(W pvtng LF on R XLIB of R)*, swvl LF on both ft ending LIF of R shifting wgt to L *(W swvl LF on both ft shifting wgt to R)*/pvtng LF on L sd & fwd R around W *(W pvtng LF on R fwd L btwn M's ft ending LIF of R shifting wgt to L)*, pvtng LF on R XLIB of R *(W trng LF on L sd R part wgt)*/swvl LF on both ft shifting wgt to R *(W swvl LF on both ft ending LIF of R shifting wgt to L)* to CP DLW ;
- 1&2&3& 6 {**Syncopated Reverse Fleckerl**} Repeat measure 5 of Ending ;
- 1-- 7 {**Slow Contra Check & Extend**} With R shoulder lead lower well into R knee fwd L twd DLW, slowly develop R sway over remaining music ;

[Note: Viennese Turns can be danced instead of the Syncopated Reverse Fleckerls in measures 5 & 6 of Ending]

Head Cues

Intro [R Handgrip FCG LOD, Both R feet free]

- 1 – 8 Wait ; Arm Sweep ; Wheel 3 ; Wheel Ronde Vine w/Left & Right Hand Change ;
 Man Right Turning Canter, Lady Outside Roll 4, Keep Handshake ; Right Lunge w/Arm Sweep ;
 Man Canter, Lady Roll to Face, Hands Low ; Slow Link, Half Open ;

Part A [Half OP LOD]

- 1 – 16 Open In & Out Runs ; ; Man Chasse, Lady Roll Left, Shadow ; Shadow In & Out Runs ; ;
 Shadow Quick Open Reverse [1&23] ; Slow Shadow Hover Corte ; Recover to Shadow Back Whisk ;
 Shadow Thru Chasse ; Shadow Underarm Cross Pivot w/Arms, 2X ; ; Shadow Syncopated Vine [1&23] ;
 Shadow Curved Feather ; Man Heel Pull, Lady Roll Right to Face, Low BFLY ; Explode Apart ;
 Man Draw Close, Lady Curved Walk 3, Closed ;

Part B [CP DLC]

- 1 – 9 Telespin, Semi ; ; Curved Feather & Check ; Outside Spin ; Right Turning Lock, Semi ; Open Natural ;
 Back & Right Chasse [DLW] ; Slow Contra Check ; Recover Brush, Semi ;

Part C [SCP DLC]

- 1 – 16 Big Top [LOD] ; Double Reverse ; Turn Left & Right Chasse ; Outside Change, Semi ; Running Open Natural [1&23] ;
 Back to Rising Lock ; Reverse Fallaway & Slip ; Checked Reverse & Slip ; Double Natural ; Curved Feather & Check ;
 Back & Right Chasse ; Rumba Cross ; Traveling Contra Check ; Quick Open Reverse [1&23] ; Outside Check ;
 Impetus Semi ;

Ending [SCP DLC]

- 1 – 7 Big Top [LOD] ; Double Reverse ; Viennese Turns ; ; Syncopated Reverse Fleckerl, 2X ; ; Slow Contra Check & Extend ;

An instrumental recording with similar timing can be found at: <https://www.youtube.com/watch?v=et-Bi1JrfME>

Music Edit Note: The choreography can be danced without any edits to the music. In addition to the edits listed at the top of the cue sheet the fluidity of the ending can be improved by gradually slowing down the two Fleckerl measures and extending the Contra Check fade out length. Contact the choreographer for detailed instructions, or for a copy of the edited music once you have purchased the music.

Horchat Hai Caliptus by Ishtar – Lyrics

(from <https://lyricstranslate.com/en/horchat-hai-caliptus-eucalyptus-forest.html>)

Hebrew	English
חורשת האקליפטוס	The Eucalyptus Forest
כשאמא באה הנה יפה וצעירה אז אבא על גבעה בנה לה בית	When mother came here beautiful and young then Dad built her a house on a hill.
חלפו האביבים חצי מאה עברה ותלתלים הפכו שיבה בינתיים	The springs passed half a century passed and in the meantime the curls (of hair) turned grey.
אבל על חוף ירדן כמו מאומה לא קרה אותה הדומייה וגם אותה התפאורה	But on the shore of Jordan Nothing great happened The same silence the same place
חורשת האקליפטוס הגשר, הסירה ורیح המלוח על המים	The eucalyptus forest the bridge and the boat and the salty smell above the water
חורשת האקליפטוס הגשר, הסירה ורیح המלוח על המים	The eucalyptus forest the bridge and the boat and the salty smell above the water
בשביל הנה יורדת עדת התינוקות הם בירדן ישכשכו רגליים	Here it comes down the trail, the group of babies They are in Jordan paddling with their legs.
דלו התינוקות וכבר למדו לזחול כי שני הנערים פוסעים בשניים	The babies have grown up they've already learnt to crawl and the youths are strolling in pairs

The lyrics in bold are present in the Prandi Sound Orchestra recording used in the dance.

IT'S ALL RIGHT 4



Choreographers: JL and Linda Pelton, 4032 Briarbend Rd, Dallas, TX 75287
Phone: (972) 822-1926, email: peltondances@gmail.com

Music: It's All Right by Jon Batiste from Soul (Original Motion Picture Soundtrack, Track 41 iTunes)

Video: <https://www.youtube.com/watch?v=-Xnu1aCyx5I>

Time/Speed: Original Music 2:50, Cut original music at 11 seconds, then speed up 6%. Time 2:29.5

Rhythm/Phase: Foxtrot Phase 4

Footwork: Opposite throughout

Difficulty: Average

Released: July 2024

Sequence: Intro, A, B, A, C, Ending

INTRO:

- 1-2 CLOSED DLW LEAD FOOT FREE WAIT TWO MEASURES ; ;**
1-2 CP DLW lead foot free wait two measures;;

PART A:

- 1-4 HOVER ; PROMENADE WEAVE ; ; HOVER TELEMARK ;**
- 1 {hover} Forward L, -, forward and side R rising, recover L to SCP DLC;
- 2-3 {promenade weave} Forward R, -, forward L commencing left face turn, side and slightly back on R to BJO DLC; Back L DLC, back R continuing left face turn and lead woman to closed position, side and slightly forward L DLW, forward R outside partner to BJO DLW;
- 4 {hover telemark} Forward L, -, forward R between W's feet rising and turning right face, side and forward L to SCP DLW;
- 5-8 IN AND OUT RUNS;; CHAIR AND SLIP; START REVERSE WAVE ;**
- 5-6 {in and out runs} Forward R turning right face, -, side and back L to CP, back R (W forward L, -, forward R between M's feet, forward L) to CBJO DRC; continue turning right face back L, -, side and forward R between W's feet continue turn right face, forward L (W turn right face forward R, -, forward and side L continue turn right face brush right to left, forward R) to SCP LOD;
- 7 {chair and slip} Lunge thru R, -, recover L turning left face, back R (W lunge thru L, -, recover R turning left face, forward L) to CP DLC;
- 8 {start reverse wave} Forward L commence left face turn, -, forward and side R continue turn, back L (W start left face turn back R, -, close L heel turn, forward R) to CP DRC;
- 9-12 FINISH REVERSE WAVE ; IMPETUS TO SEMI-CLOSED ; FEATHER ; TELEMARK TO SEMI-CLOSED;**
- 9 {finish reverse wave} Back R, -, back L slight left face body turn, back R (W forward L, -, forward R heel to toe slight turn left face, forward L) to RLOD;
- 10 {impetus to semi-closed} Back L turning right face, -, close R to left heel turn, forward L (W forward R start right face turn, -, continue turning side and forward L, brushing right to left forward R) to SCP DLC;
- 11 {feather} Thru R, -, forward L, forward R outside the woman (W thru L turning left face to face partner, -, side and back R, back L) end in BJO DLC;
- 12 {telemark to semi-closed} Forward L to CP commence left face turn, -, side R continue turn, side and forward L (W back R commence left face turn, -, close L to R for heel turn, side and forward R) to SCP DLW;

- 13-16 OPEN NATURAL ; BACK FEATHER ; FEATHER FINISH ; CHANGE OF DIRECTION ;**
- 13 {open natural} Forward R commence turning body right face, -, continue turning right face side and back L, back R with right shoulder lead (W forward L, -, commence turning body right face forward R, forward L with left shoulder lead) end BJO M facing DRC;
 - 14 {back feather} With right side lead back L, -, back R, back L (W forward R, -, forward L, forward R) to CBJO;
 - 15 {feather finish} Back R commence left face turn, -, side and forward L outside partner, forward R to BJO DLW;
 - 16 {change of direction} Forward L, -, forward R turning left face, draw left to right CP DLC;

PART B:

- 1-4 DIAMOND TURN ½ CHECKING ; ; BACK FEATHER ; FEATHER FINISH ;**
- 1-2 {diamond turn 1/2 checking} Forward L comm left face turn, -, cont turn side and bk R, bk L (W bk R turning left face, -, cont turn side and forward L, forward R) to CBJO DRC; Bk R to CP turning left face, -, cont turn side and forward L, forward R (W forward L turning left face, -, cont turn side and back R, back L) to CBJO DRW checking;
 - 3 {back feather} With right side lead back L, -, back R, back L (W forward R, -, forward L, forward R) to CBJO;
 - 4 {feather finish} Back R commence left face turn, -, side and forward L outside partner, forward R to BJO DLW;
- 5-8 3 STEP ; HALF NATURAL ; SPIN OVERTURN ; FEATHER FINISH DLW ;**
- 5 {3 step} Forward L blend to CP, -, forward R, forward L DLW;
 - 6 {half natural} Forward R turning right face, -, side L, back R (W back turn L, -, close R to L heel turn, forward L) to CP M facing RLOD;
 - 7 {spin overturn} Commence right face upper body turn back L toe pivoting 1/2 right face to face line of progression, -, forward R between woman's feet heel to toe continue right face turn keeping left leg extended back and side, complete turn side and back L (W commence right face upper body turn forward R between man's feet heel to toe pivoting 1/2 right face, -, back L toe continue turn brush right to left, complete turn side and forward R) end DRW;
 - 8 {feather finish} Back R commence left face turn, -, side and forward L outside partner, forward R to BJO DLW;

PART C:

- 1-4 REVERSE TURN HALF ; OUTSIDE CHECK ; BACK BACK/LOCK BACK ; BACK TWISTY VINE 4 ;**
- 1 {reverse turn half} Forward L turning left face, -, side and forward R continue left face turn, back L (W back R turning left face, -, close L continue left face turn, forward R) to CP RLOD;
 - 2 {outside check} Back R turning slightly LF, -, continue turn side and forward L, check forward R to BJO DRW;
 - 3 {back back/lock back} Back L, -, back R/XLif, back R to BJO DRC;
 - 4 {back twisty vine 4} To line back L turn right face, side R continue turn, forward L SCAR turn left face, side R continue left face turn (W forward R turning right face, side L continue turn, back R turning left face, side L continue turn) to BJO DRC;
- 5-8 IMPETUS TO SEMI-CLOSED ; PROMENADE WEAVE ; ; HOVER TELEMAR ;**
- 5 {impetus to semi-closed} Back L turning right face, -, close R to left heel turn, forward L (W forward R start right face turn, -, continue turning side and forward L, brushing right to left forward R) to SCP DLC;

- 6-7 {promenade weave} Forward R, -, forward L commencing left face turn, side and slightly back on R to BJO DLC; Back L DLC, back R continuing left face turn and lead woman to closed position, side and slightly forward L DLW, forward R outside partner to BJO DLW;
- 8 {hover telemark} Forward L, -, forward R between W's feet rising and turning right face, side and forward L to SCP DLW;
- 9-12 OPEN NATURAL ; BACK WHISK ; LEFT WHISK ; LADY UNWIND IN 4 BJO ;**
- 9 {open natural} Forward R commence turning body right face, -, continue turning right face side and back L, back R with right shoulder lead (W forward L, -, commence turning body right face forward R, forward L with left shoulder lead) end BJO M facing RLOD;
- 10 {back whisk} Back L in CBJO, -, turning right face side R, XLib (W forward R turning right face, -, side L cont turn, XRib) to SCP RLOD;
- 11 {left whisk} Thru R turning right face to CP, -, sd L, XRib no rise keep body to W (W thru L turning left face to CP, -, side and back R, XLib) to end reverse SCP DLC;
- 12 {unwind in 4} Unwind right face on heel of left and toe of right to face RLOD keeping weight on R foot, -, -, DRC (W circling tightly around M fwd R, fwd L, fwd R, fwd L to BJO LOD);
- 13-16 (TO LINE) BACK TWISTY VINE 4 ; OUTSIDE CHANGE SEMI ; OPEN NATURAL ; IMPETUS TO SEMI-CLOSED ;**
- 13 {back twisty vine 4} To line back L turn right face, side R continue turn, forward L SCAR turn left face, side R continue left face turn (W forward R turning right face, side L continue turn, back R turning left face, side L continue turn to BJO);
- 14 {outside change to semi} Back L CBJO, -, back R to CP commence left face turn, forward L (W forward R CBJO, -, forward L to CP, forward R) to SCP DW;
- 15 {open natural} Forward R commence turning body right face, -, continue turning right face side and back L, back R with right shoulder lead (W forward L, -, commence turning body right face forward R, forward L with left shoulder lead) end BJO M facing RLOD;
- 16 {impetus to semi-closed} Back L, -, close R to left heel turn, forward L (W forward R start right face turn, -, continue turning side and forward L, brushing right to left forward R) to SCP DLC;

ENDING:

- 1-4 PROMENADE WEAVE ; ; WHISK ; WING ;**
- 1-2 {promenade weave} Forward R, -, forward L commencing left face turn, side and slightly back on R to BJO DLC; Back L DLC, back R continuing left face turn and lead woman to closed position, side and slightly forward L DLW, forward R outside partner to BJO DLW;
- 3 {whisk} Forward L, -, side and forward R, XLib (W XRib) SCP;
- 4 {wing} Forward R, -, draw left toward right w/left face body turn, touch left to right continue body turn (W forward L, -, forward R around M begin turn left face, forward L around M continue turn to SCAR) to DLC;
- 5-8 TELEMARK TO SEMI-CLOSED ; HALF NATURAL ; HESITATION CHANGE ; START REVERSE TURN ;**
- 5 {telemark to semi-closed} Forward L to CP commence left face turn, -, side R continue turn, side and forward L (W back R commence left face turn, -, close L to right for heel turn, side and forward R) to SCP DLW;
- 6 {half natural} Forward turn R, -, side L, back R (W forward turn L, -, close R to L heel turn, forward L) to CP M facing RLOD;
- 7 {hesitation change} Start right face turn back L, -, side R continue turn, draw L to right to CP DLC;
- 8 {start reverse turn} Forward L turning left face, -, side and forward R continue left face turn, back L (W back R turning left face, -, close L continue left face turn, forward R) to CP RLOD;

9-10 FINISH REVERSE TURN ; FORWARD RIGHT LUNGE ;

- 9 {finish reverse turn} Back R turning left face, -, side and forward L, forward R (W forward L turning left face, -, side and back R, back L) to BJO DLW;
- 10 {forward right lunge} Forward L to closed position, -, flex left knee move side and slightly forward onto R keeping left side in toward partner and as weight is taken on right flex right knee and make slight left face body turn and look at partner, -;

QUICK CUES**It's All Right 4****Intro, A, B, A, C, Ending**

Closed Position DLW Lead Foot Free Wait 2 measures;;

Part A:

Hover; Promenade Weave;;
 Hover Telemark; In and Out Runs;;
 Chair and Slip; Reverse Wave;; Impetus to Semi-Closed;
 Feather; Telemark to Semi-Closed; Open Natural; Back Feather;
 Feather Finish; Change of Direction;

Part B:

Diamond Turn ½ Checking;; Back Feather;
 Feather Finish; 3 Step; Half Natural;
 Spin Overtake; Feather Finish DLW;

Part A:

Hover; Promenade Weave;;
 Hover Telemark; In and Out Runs;;
 Chair and Slip; Reverse Wave;; Impetus to Semi-Closed;
 Feather; Telemark to Semi-Closed; Open Natural; Back Feather;
 Feather Finish; Change of Direction;

Part C:

Reverse Turn Half; Outside Check; Back Back/Lock Back;
 Back Twisty Vine 4; Impetus to Semi-Closed; Promenade Weave;;
 Hover Telemark; Open Natural; Back Whisk;
 Left Whisk; Lady Unwind in 4 BJO; (to line) Back Twisty Vine 4;
 Outside Change Semi; Open Natural; Impetus to Semi-Closed;

Ending:

Promenade Weave;; Whisk; Wing;
 Telemark to Semi-Closed; Half Natural;
 Hesitation Change; Reverse Turn;;
 Forward Right Lunge;

JUST A KISS

Choreographer: Tom Hicks (310)-714-2440 T.hicks6@gmail.com
Music & Rhythm: "Just A Kiss", Lady Antebellum "Own the Night" Avail @ Itunes or Amazon
Footwork: Opp unless indicated (W's footwork in parentheses) SQQ unless indicated
Sequence: INTRO-A-B-C-INTER-A-C-D-END
Slow 2-step Phase V+0+2 (Trav Rt Turn Square, Shoulder Caress)
Release July 2024 cut music at 2:45 and fade from 2:41 then Slow to comfort (-10%)

INTRO

- 1-8 WAIT 2 MEAS CP FAC COH;; ALTERNATIVE BASIC; VINE 3 W/ RONDE TO LOD TO LOP LOD; OUTSIDE ROLL(*) W/ LARIET ENDING TO LOP RLOD;; OUTSIDE ROLL(*) W/ BASIC ENDING TO BFLY WALL;;**
- 1-4 Wait 2 meas CP Fac COH;; **[Alt Basic]** Sd L,-, Cl R to L, Inplace L; **[Vine 3 to LOD w/ Ronde]** Sd R & ronde L leg CCW on the floor,-, XLIB of R, Sd R releasing CP & open up to LOP facg LOD;
- 5-8 **[O.S Roll w/ Lariet]** Fwd L trng LF raising the joined hds prepare to lead W to trng RF,-, Sd & bk R trng W into an outside trn under the joined hds, XLIF of R LOP facg fac COH; (Fwd R trng RF,-, Sd L trng RF under the joined hds, Fwd R trng RF to fac ptr;) Fwd R under the joined hds, -, Fwd L curving LF, Fwd R to LOP facg RLOD; (Fwd Fwd L curving RF around M,-, Fwd R cont trng RF, Fwd L to LOP RLOD;) **[O.S. Roll w/ Basic Ending to BFLY Wall]** Fwd L trng LF raising the joined hds prepare to lead W to trng RF,-, Sd & bk R trng W into an outside trn under the joined hds, XLIF of R LOP facg fac Wall; (Fwd R trng RF,-, Sd L trng RF under the joined hds, Fwd R trng RF to fac ptr;) Sd R to BFLY,-, XLIB of R, Rec R end in BFLY Wall; (*Outside Rolls)For Ladies who have trouble with outside rolls you can still achieve the same results with a progressive walk 3.

PART A

- 1-4 OPEN BREAK FACG WALL; REVERSE UNDERARM TURN; SIDE TO HINGE (SS); SHADOW LUNGE BREAK FACG DLC;**
- 1-4 **[Op Brk]** Sd L,-, Stp apt R lead W apt to extended LOP, Rec L; **[Rev UA Trn]** Sd & fwd R twds RLOD trng sl RF raising the ld hds, -, XLIF of R chkg trng W LF under the hds, Rec bk R to loose SCP down LOD; (Sd L trng LF under the joined hds,-, Fwd R cont LF spot trn under the hds, Rec fwd L); **[Sd to Hinge]** Sd L rise,-, rotate body LF & lower into L knee, hold position; (Sd & fwd R,-,XLIB of R tightly to hinge position, Lower into L knee;) **[Shad Lnge Brk]** Sd R lunge into R knee releasing Hinge pos to lead W to Shad DLC,-, Rec L in Shad, XRIF of L to Shad DLC; (Fwd R big step trng LF to Shad lunge into R knee,-, Rec L, XRIF of L Shad DLC;)
- 5-8 SHADOW SWITCH TO DLW; FWD LADY ROLLS TO R HAND STAR (M FACG WALL & W FACG COH); EXPLODE APART to R HAND STAR (S-); WHEEL 3 IN R HAND STAR;**
- 5-8 **[Shad Switch to DLW]** Trng RF in Shad sd & bk L facg RLOD,-, Trng RF on the L switching W to L Shad sd & fwd R, Fwd L in L Shad facg DLW; (Trng Rf in Shad sd & bk small stp facg RLOD,-, Trng RF on the L switching to L Shad sd & fwd R, Fwd L in L shad) **[Fwd & Roll lady Out to R Hd Star]** Fwd R in L Shad down LOD,-, Fwd L release W & trn her LF, Cl R to L trng LF to R to R hd Star; (Fwd R,-, Fwd L trng LF, Sd & bk R cont trng LF to join R to R); **[Explode Apt]** Both lower into R knee and big sd L apart exploding L hds up and out,-,-; **[Wheel 3 in R Hd Star]** Both Fwd R,-, L, R circling RF M facg COH & W facg Wall;
- 9-12 OPEN RONDE VINE TO L HAND STAR; LADY FWD 3 TO SHAD FACG LOD; SHAD LUNGE BREAK LADY TRNS to FAC CP WAL; BASIC ENDING CP WALL;**
- 9-12 **[Op Ronde Vine to L Hd star]** Both Fwd L trng RF & ronde R leg CW on the floor releasing R hd star & connect L hd star extending R hds up & out,-, XRIB of L, Sd L M facg RLOD & W facg LOD; **[Lady Fwd 3 & M Curves to Shad]** Fwd R curving RF raisng the joined L hds,-, Fwd L cont RF trn leading W under the joined L hds, Fwd R to Shad LOD; (Fwd L,-, Fwd R under the joined hds, Fwd L to Shad; **[Shad Lunge Brk Lady Trans to Fac]** Trng RF sd L lunge into L knee, -, Rec R releasing Shad, XLIF of R to CP Wall; (Trng RF sd L lunge into L knee, -,Rec R trng Rf to fac ptr, Tch L to R to CP;); **[Basic Ending]** Sd R to CP,-, XLIB of R, Rec R end CP Wall;

PART B

- 1-4 TRAVELING RIGHT TURN W/ OUTSIDE ROLL;; HIP CATCH W/ LADY'S RIFF 2X;;**
- 1-4 **[Trav Rt Trn w/ O.S. Roll]** Trng RF in front of W sd & bk L to CP RLOD,-, XRIB of L wgt on ball of R & heel of L, twist trn RF on both feet to fc DLC & shift wgt to L endg in BJO DLC; Fwd R down LOD outside ptr raising joined lead hands,-, fwd & sd L trng Lady RF under the joined hds, fwd & across R to end facg partner & DLC momentary BJO; (Fwd R LOD between M's feet,-, Fwd L cont RF trn around M, Fwd R to end facg almost RLOD chkg; Bk L trng

5-7 TWISTY BASIC; INSIDE TURN & SLIP; LEFT TURN OVER TURNED TO LOW BFLY FACG RLOD;

8-12 BACK TRAVELING CROSSES 3X TO BFLY WALL;;; LUNGE BREAK 2X TO CP WALL;;

1-4 TRAVELING RIGHT TURN SQUARE ½;:::

- Syllabus 86 -

facg COH; (Fwd R walking in a circle trng RF behind the M,-, Fwd L cont trng RF, Fwd R trng RF; **[Bk Wheel 3 LOP Wall]** Bk L trng RF leading W fwd,-, Bk R cont trng RF, Bk L FACG Wall LOP;

5-9 LADIES OUTSIDE ROLL; LUNGE BASIC; SWITCHES 3X;;;

5-9 **[Ladies Outside Trn]** Bk L lead W fwd to trn her RF release hds,-, Sd R, XLIF of R to BFLY Wall; (Fwd R trng RF,-, Sd L trng RF twds RLOD, Fwd R trng RF to fac ptr;) **[Lunge Basic]** Sd R to BFLY lunge into R knee in Facg WALL,-, Rec L, XRIF of L comm RF trn; **[Switches 3X]** Sd & fwd L trng RF cross in front of W facg RLOD,-, Sd & bk R trng RF to fac COH, XLIF of R to L ½ OP facg DLC; (Fwd R bet M's ft,-, Fwd L, Fwd R to L ½ OP fac DLW;) Fwd R bet W's ft,-, Fwd L, Fwd R to ½ OP fac DLW; (Sd & fwd L trng RF cross in front of M facg RLOD,-, Sd & bk R trng RF to fac COH, XLIF of R to L ½ OP facg DLC;) Sd & fwd L trng RF cross in front of W facg RLOD,-, Sd & bk R trng RF to fac COH, XLIF of R to L ½ OP facg DLC; (Fwd R bet M's ft,-, Fwd L, Fwd R to L ½ OP fac DLW;)

10-12 MANUV PIVOT 2; TWIRL VINE 3; CROSS CHASSE LOD END BFLY WALL;

10-12 **[Manuv Pvt 2]** Fwd & acrs R trng RF to CP FACG RLOD,-, Bk L trng strongly RF, Fwd R between W's ft trng RF to blend CP Wall; **[Twirl Vine 3]** Sd L raising ld hds trng W under the arm,-, XRIB of L cont W under the arm, Sd L lowering the ld hds; (Sd R trng RF under the joined hds,-, Fwd L cont RF trn, Sd & fwd R;) **[Crs Chasse]** XRIF of L blending to CP, -, Sd L, XRIF of L CP Facg Wall;

ENDING

1-5 ALTERNATIVE BASIC; VINE 3 W/ RONDE TO LOD TO LOP LOD; OUTSIDE ROLL(*) W/ LARIET ENDING TO LOP RLOD;; CROSS CHASSE INTO CP R LUNGE;..

1-5 Repeat meas 3-6 of INTRO FACG Wall instead of COH;;; **[Crs Chasse to CP]** XLIF of R blending to CP, -, Sd R, XLIF of R CP Facg COH; **[R Lunge]** As music fades Lower into L knee Diag fwd R lunging sway R,

ON THREE WORDS

BY: Mike & Mary Foral, 3083 Fairfield Lane, Aurora, IL 60504. mjforal@yahoo.com

MUSIC: "Three Words" by Levi Kreis. Track 1 of the Album "Bad Habit". Available on Amazon, iTunes and others.

INTERNET MUSIC SOURCE: <https://www.youtube.com/watch?v=l5KlgDhRy-Q>

RHYTHM/PHASE: West Coast Swing, Phase VI.

RELEASED: July 2024

FOOTWORK: Described for M, W opposite or as noted

TIME/SPEED: 2:59 when slowed to 25.5mpm (approx. -17% = 37.5 RPM)*. As downloaded: 2:31 @ 30.5mpm.

SEQUENCE: Intro, A, B, A, Bmod, C, Interlude, A, B(1-4), D, D(1-7), Ending

*Note: in Audacity good quality can be achieved by using the "Change Speed" method w/ "Best Quality" settings. I also reduced Bass throughout the music, and reduced volume after the first B(1-4) and esp. during Part C. Those with proof of purchase of the original music can contact the Choreographer for an edited version.

INTRO

1-4 WAIT., SLOW DOWN UP SWIVEL TO FC; SLOW SWIVEL BK TO BK w/ ARMS; SLOW SWIVEL TO FC; 4-CT UNDERARM TRN SHAKE HANDS;

- Bk to Bk Pos M fc LOD w/ ld hands jnd beh and ld feet free and ptd bk to ptr wait 2 beats thru drum roll,,
- 1 **{Dwn Up Swivel to FC}** Soften knees & over entire meas swvl ½ LF (*W: RF*) on R as you rise, -, -, -;
- 1 --- 2 **{Swivel Bk to Bk w/ Arms}** Softening both knees fwd L, over rest of meas swvl ½ RF (*W: LF*) as you straighten L leg & raise tr arm straight up to end bk-to bk "V" Pos, -, -;
- 1 --- 3 **{Swivel to FC}** Soften knees fwd R, over rest of meas swvl ½ LF (*W: RF*) on R to fc ptrn as you rise, -, -;
- 1234 4 **{4-Ct Underarm Trn Shake Hands}** Bk L, rec R across L comm RF trn leading W under, cont RF trn sd & fwd L, cl R to L jng R hands (*W: Fwd R, L comm LF trn under jnd ld hands, cont LF trn sd & bk R, cl L to R*) end feet together HS POS M fc LOD;

PART A

1-4 BEHIND THE BACK WHIP w/ OUTSIDE TRN;; 2 SAILOR SHUFFLES; SUGAR LADY TRN RT TO TANDEM & PT;

- 123&4 1 **{Beh The Bk Whip w/ Outside Trn}** Bk L, rec R across L trng ¼ LF leading W to trn RF, releasing R hands & keeping L arm down at your side to WALL small bk L/bk R, bk L [across slot] connecting ld arms (*W: Fwd R, fwd L trng RF, bk R/cl L to R, fwd R*) end M outside slot fcng COH & W fcng LOD;
- 123&4 2 Lift W's R arm with L arm trng ¼ RF XRIB of L, fwd & sd L into slot connecting ld hands, anchor R/L, R (*W: Fwd L trng RF under ld arms, fwd R to LOD compl 1½ RF twirl to fc M ld hands jnd, anchor L/R, L*) end LOP "V" M fcng LOD;
- 1&2 3 **{2 Sailor Shuffles}** Ronde L CCW XLIB of R/sd R, sd L, ronde R CW XRIB of L/sd L, sd R;
- 3&4 12 -- 4 **{Sugar Lady to Tandem & Pt}** Bk L, almost cl R to L leading W to comm RF swivel and releasing ld hands, pt L to sd, - (*W: Fwd R, fwd L swivel ½ RF, pt R to sd, -*) end Tandem LOD W ifo M no hands jnd;

5-8 PEEKABOO CHEERLEADERS;,, & TOGETHER CLOSE TO FACE JOIN R HANDS,; SHADOW TUCK & LADY ROLL 2;;

- 1a - a3 5-6 **{Peekaboo Cheerleaders}** XLIF of R/sd R, tap L heel sd & fwd to COH (*W: tap R heel to WALL look over R shoulder at ptrn*)/sd L, XRIF of L/sd L, tap R heel sd & fwd to WALL (*W: tap L heel to COH look over L shoulder at ptrn*)/sd R; XLIF of R/sd R, tap L heel sd & fwd to COH (*W: tap R heel to WALL look over R shoulder at ptrn*),
- a - a 1
- a -
- 34 **{& Together Cl to FC Jn R Hands}** Jng R hands sd L, cl R to L (*W: sd & fwd R trng RF to fc ptrn & RLOD, cl L to R*) end HS POS M fc LOD and slightly to W's R;
- 12-4 7 **{Shadow Tuck & Lady Roll 2}** Bk L, rec R comm RF trn, leading W to trn LF cont RF trn pt L sd to LOD to momentary SHDW pos fcng WALL R hands joined at about shoulder level & L hand on W's L shoulder, fwd L across slot trng RF (*W: Fwd R, fwd L, trng ¼ LF tch R to L, trng ¼ RF fwd R to RLOD*) to momentary Tandem Pos RLOD M beh W and slightly to her L w/ R hands jnd and extended sd;
- 123&4 8 Fwd R leading W RF trn w jnd R hands, fwd L moving bk into slot, bk to anchor R/L, R jng ld hands (*W: Fwd L spiral 7/8 RF, fwd R RLOD cont RF trn to FC LOD, anchor L/R, L*) end LOP "V" M fcng RLOD;

ON THREE WORDS

PART B

1-4 ROCK WHIP;; w/ 4-CT DBL INSIDE TURN; w/ DBL ANCHOR & TOGETHER CLOSE UP FOR;

- 123&4 1 **{Rock Whip}** Bk L, rec R across L comm RF trn, catching W's L shoulder blade w/ R hand cont RF trn sd & fwd L/rec R, sd & fwd L swivel ¼ RF (*W: Fwd R, fwd L comm trng ½ RF, compl RF trn bk R/cl L to R, fwd R swivel ¼ RF*) to momentary CP M fcng WALL;
- 1234 2 Trng RF fwd R to RLOD betw W's feet, cont RF trn to rec bk L to WALL, cont RF trn fwd R to LOD betw W's feet, rec bk L changing ld hands to palm-to-palm preparing to bring them betw ptnrs (*W: Trng RF bk L to RLOD, fwd R to LOD trng RF, cont RF trn bk L to LOD, fwd R to RLOD*) end momentary CP LOD;
- 1234 3 **{w/ 4-Ct Dbl Inside Trn}** Releasing tr arm from W trng RF XRIB of L, cont RF trn sd & slightly bk L leading W LF trn under jnd ld hands, fwd R RLOD keeping ld hands high, fwd & sd L back into slot leading W to trn under again (*W: To RLOD fwd L, fwd R spiral 7/8 LF under jnd ld hands, fwd L, fwd R trng LF to fc LOD*) end LOFP M fcng RLOD;
- 1&2&3 4 **{Dbl Anchor & Together Close Up}** Bk to dbl anchor R/L, R/L, R, fwd L slightly to L (*W: fwd R*)
4 blending to CP;

5-8 SURPRISE WHIP ENDING; PUSH BREAK;;, LEFT SD PASS w/ TUCK & TWIRL SHAKE HANDS;;

- 123&4 5 **{Surprise Whip Ending}** Leading W to trn RF fwd R flexing knee w/ chk action looking bk at W, rec L leading W RF trn under jnd ld hands, anchor R/L, R (*W: Trng ½ RF on R bk L LOD flexing knee, rec R comm RF trn under jnd ld hands, cont RF trn anchor L/R, L*) end LOP "V" M fcng RLOD;
- 123&4 6-8 **{Push Brk}** Bk L, small bk R bring ptnr to low BFLY, small bk L/cl R to L, fwd L; Bk to anchor R/L, R (*W: Fwd R, fwd L, sm fwd R/cl L to R, bk R; Bk to anchor L/R, L*) end LOP "V" M fcng RLOD,
5&6
12-4
5&6 **{Left Sd Pass w/ Tuck & Twirl Shake Hands}** bk L trng ¼ LF, bk R to COH; Tch L to R tucking W, fwd L trng ¼ LF and leading W RF trn under jnd ld hands, bk to anchor R/L, R jng R hands (*W: fwd R, fwd L; Tch R to L shaping to ptnr, fwd R to LOD trng ½ RF under jnd ld hands, anchor L/R, L*) end HS POS M fcng LOD;

Repeat PART A

PART Bmod

1-5 ROCK WHIP;; w/ 4-CT DBL INSIDE TURN; w/ DBL ANCHOR & TOGETHER CLOSE UP FOR; SURPRISE WHIP ENDING;

1-5 Repeat meas 1-5 of Part B;;;;;

6 QK SIDE BREAKS;

- &1&2&3 6 **{Qk Sd Breaks}** Sd L/sd R, together L under L hip/cl R to L, sd L/sd R, together L under L hip/cl R to L;
3&4

PART C

1-4 SUGAR WRAP & HOLD w/ LADY CARESS;;, LADY OUT TO FC & ANCHOR;;, SIDE WHIP; w/ PICKUP PASS TO CLOSED WALL;

- 12 - - 1 **{Sugar Wrap & Hold}** Bk L, almost cl R to L as you lead W to trn RF w/ ld hands now in front of W's center in TANDEM WRAP POS, pt L fwd, - (*W: Fwd R, fwd L trng ½ RF pt R foot fwd, caress L sd of M's face w/ L hand over next 3 beats, -*);
- 23&4 2 **{Lady Out to Fc & Anchor}** Hold, rec fwd L unwrap the W to fc, bk to anchor R/L, R (*W: Hold finishing caress, fwd R trn LF to fc M, anchor L/R, L*) end LOP "V" M fcng RLOD;
- 12 - - 3 **{Side Whip}** Bk L, rec R across L w/ slight RF trn, cont slight RF trn pt L sd to RLOD, - (*W: Fwd R, fwd L trng ½ RF, bk R/cl L to R, fwd R*);
(123&4)
- 23&4 4 **{w/ Pickup Pass to Closed WALL}** Begin shift wt to L leading W fwd step, trng LF fwd full wt on L bringing lady in front closing up, compl ¼ LF trn to CP WALL sd R to RLOD/cl L to R, sd R (*W: Fwd L to RLOD comm LF trn, fwd & across R folding LF to M, compl LF trn to CP sd L to RLOD/cl R to L, sd L*) end CP WALL;
(123&4)

5-8 SLINGSHOT TO TUCK & BOTH ROLL 2;; SUGAR PUSH w/ EXTRA ROCK TO LADY INSIDE TRN;;

- 12-4 5 **{Slingshot to Tuck & Both Roll 2}** Leading W to trn RF sd lunge L LOD looking at W, rec R, tch L to R tucking W, trng LF fwd L to LOD (*W: Trng ¼ RF bk R in slight sit line, rec L, shaping to ptnr tch R to L, fwd R to LOD*);

ON THREE WORDS

- 123&4 6 Staying outside slot fwd R spiral 7/8 LF, fwd L into slot checking, bk to anchor R/L, R jn ld hands (*W: Fwd L spiral 7/8 RF, fwd R trng RF to fc ptrn & RLOD, bk to anchor L/R, L*) end LOP "V" M fcng LOD;
- 12-4 7 **{Sugar Push w/ Extra Rock to}** Bk L, almost cl R to L, pt L fwd tchng tr hands, rk fwd L comm RF trn (*W: Fwd R, fwd L, tap R behind L, rk bk R*);
- 123&4 8 **{Lady Inside Trn Both Hook Trn}** Cont RF trn XRIB of L bringing jnd ld hands palm to palm betw ptrns, cont RF trn sd & slightly bk L to fc RLOD leading W LF trn under jnd ld hands, cont RF trn XRIB of L/contr RF trn in place L, cont RF trn fwd & across R to LOD (*W: Rec L, fwd R trng ½ LF under jnd ld hands, cont LF trn XLIB of R/ cont LF trn in place R, cont LF trn fwd & across L to RLOD*) end almost bk to bk M fcng approx LOD W fcng approx RLOD ld hands jnd behind;

INTERLUDE

Repeat INTRO meas 1-4 (no Wait)

Repeat PART A

Repeat PART B(1-4)

PART D

1-4 SURPRISE WHIP ENDING SHAKE HANDS; LEFT CIRCLE PASS;... & START A TRIPLE TRAVEL w/ ROLL;..

- 123&4 1 **{Surprise Whip Ending}** Repeat meas 5 of Part B jng R hands at end;
- 123&4 2 **{Left Circle Pass to}** Bk L behind R, sd & fwd R leading W to L sd raising jnd R hands over head, small sd chasse L/R, L (*W: Fwd R, fwd L, trng ½ LF to fc RLOD sd & fwd R/XLIB of R beh M, sd & fwd R*) end in mod sd by sd pos both fc RLOD M slightly ahead and to L of W R hands jnd ifo W;
Option: for added effect man can dance his triple as in place L/in place R, strong sd L;
- 123&4 3 **{Start Trip Travel w/ Roll}** Bk R, rec L trng 1/8 LF to fc DRW and leading W LF trn, now in RH Star pos to RLOD sd R/cl L to R, sd R trng ¼ RF and releasing hands (*W: Fwd L, fwd & across R trng 5/8 LF to fc DLC, to RLOD sd L/cl R to L, sd L trng ¼ RF*);
- 123&4 4 Sd L trng ½ RF, sd R trng ½ RF to LH Star M fc DRC (*W: DLW*), sd L/cl R to L, sd L trng ¼ LF to RH Star M fcng DRW (*W: DLC*);

5-8 CHK, TAP, & 3 BK TRIPLES;; ROLL 2 & ANCHOR; SURPRISE WHIP;

- 1-3&4 5 **{Chk, Tap & 3 Bk Triples}** Maintaining RH Star chk fwd R to RLOD, tap L beh R, to LOD sd L/cl R to L, sd L trng ¼ RF to LH Star M fc DRC;
- 1&2 6 To LOD sd R/cl L to R, sd R trng ¼ LF to RH Star M fc DRW, to LOD sd L/cl R to L, sd L trng ¼ RF;
- 3&4 7 **{Roll 2 & Anchor}** Sd R trng ½ RF, sd L trng RF to fc ptrn & RLOD jng ld hands, bk to anchor R/L, R end LOP "V" M fcng RLOD;
- 123&4 8 **{Surprise Whip}** Bk L, rec R across L comm RF trn, catching W's L shoulder blade w/ R hand cont RF trn sd & fwd L/rec R, sd & fwd L (*W: Fwd R, fwd L trng ½ RF, bk R/cl L to R, fwd R*) to momentary CP M fcng LOD;

Repeat PART D(1-7)

Repeat PART D Meas 1-7 but facing the opposite direction. End LOP "V" M fcng LOD.

ENDING

1 +1 START A WRAPPED WHIP; BOTH BK TO SITLINE & LOOK,

- 123&4 1 **{Start a Wrapped Whip}** Bk L, rec R across L jng tr hands comm RF trn, bring ld hands over W's head as you cont RF trn sd & fwd L/rec R, sd & fwd L checking (*W: Fwd R, fwd L, fwd R/cl L to R, bk R*) end Wrapped Pos fcng RLOD;
- 1 +1 **{Bk to Sitline & Look}** Bk R (*W: Bk L*) to sitline and look at ptrn,

ON THREE WORDS

HEAD CUES

Bk to Bk POS M fc LOD, lead hands jnd beh, ld feet free & ptd bk to ptr, wait thru drums (2 beats),,

INTRO

SLOW DOWN UP SWIVEL TO FC; SLOW SWIVEL BK TO BK w/ ARMS; SLOW SWIVEL TO FC; 4-CT UNDERARM TRN SHAKE HANDS;

PART A

BEHIND THE BK WHIP; w/ OUTSIDE TRN; 2 SAILORS SHUFFLES; SUGAR LADY TRN RT TO TANDEM & PT; PEEKABOO CHEERLEADERS; & TOG CL TO FC JOIN R HANDS; SHADOW TUCK & LADY ROLL 2;;

PART B

ROCK WHIP;; [TO RLOD] 4-CT DBL INSIDE TURN; w/ DBL ANCHOR & TOG CLOSE UP FOR; SURPRISE WHIP ENDING; PUSH BREAK;; LEFT SD PASS w/ TUCK & TWIRL SHAKE HANDS;;

PART A

BEHIND THE BK WHIP; w/ OUTSIDE TRN; 2 SAILORS SHUFFLES; SUGAR LADY TRN RT TO TANDEM & PT; PEEKABOO CHEERLEADERS; & TOG CL TO FC JOIN R HANDS; SHADOW TUCK & LADY ROLL 2;;

PART Bmod

ROCK WHIP;; [TO RLOD] 4-CT DBL INSIDE TURN; w/ DBL ANCHOR & TOG CLOSE UP FOR; SURPRISE WHIP ENDING; QK SIDE BREAKS;

PART C

SUGAR WRAP & HOLD w/ CARESS; LADY OUT TO FC & ANCHOR; SIDE WHIP; w/ PICKUP PASS TO CLOSED WALL; SLINGSHOT w/ TUCK & BOTH ROLL 2;; SUGAR PUSH w/ EXTRA ROCK TO LADY INSIDE TRN;; BOTH HOOK TRN;;

INTERLUDE

SLOW DOWN UP SWIVEL TO FC; SLOW SWIVEL BK TO BK w/ ARMS; SLOW SWIVEL TO FC; 4-CT UNDERARM TRN SHAKE HANDS;

REPEAT PART A

BEHIND THE BK WHIP; w/ OUTSIDE TRN; 2 SAILORS SHUFFLES; SUGAR LADY TRN RT TO TANDEM & PT; PEEKABOO CHEERLEADERS; & TOG CL TO FC JOIN R HANDS; SHADOW TUCK & LADY ROLL 2;;

REPEAT PART B(1-4)

ROCK WHIP;; [TO RLOD] 4-CT DBL INSIDE TURN; w/ DBL ANCHOR & TOG CLOSE UP FOR;

PART D

SURPRISE WHIP ENDING SHAKE HANDS; LEFT CIRCLE PASS;; & START A TRIPLE TRAVEL w/ ROLL;; CHK, TAP & 3 BK TRIPLES;; ROLL 2 & ANCHOR; SURPRISE WHIP;

PART D(1-7)

FC LOD ~ SHAKE HANDS; LEFT CIRCLE PASS;; & START A TRIPLE TRAVEL w/ ROLL;; CHK, TAP & 3 BK TRIPLES;; ROLL 2 & ANCHOR;

ENDING

START A WRAPPED WHIP; BOTH BK TO SITLINE & LOOK,

Raindrops Keep Falling

Release: July 11, 2024

Composer: Mike and Leisa Dawson **Phone:** 913-645-0124 **email:** jmikedawson@yahoo.com

Song: Raindrops Keep Falling On My Head – Casa Musica Download – BJ Thomas - Length: 2:18

Rhythm/Phase: Foxtrot/Phase 6

Sequence: A, B, C, D, E, F, Ending

PART A

	2 measure wait – CP DLW Lead Foot Free;;	
1-9	THREE STEP; NATURAL HOVER CROSS;; CLOSED TELEMAR BJO; NATURAL WEAWE;; REVERSE WAVE;; CLOSED IMPETUS;	
Count	Measure	
SQQ SQQ QQQQ	123	Three Step; Fwd L, -, fwd R, fwd L to CP DLW; Natural Hover Cross;; Fwd R comm RF trn, -, sd & fwd L cont RF trn, sd & fwd R cont RF trn to CP DLC; XLIF R outsd ptr in SCAR LOD, rec R comm LF trn, sd & fwd L chg to CP LOD, fwd R outsd ptr trn LF to BJO DLC;
SQQ SQQ QQQQ	456	Closed Telemark BJO; Fwd L commence LF trn, -, sd R cont LF trn, sd & slightly fwd L (W bk R commence LF trn bring L beside R with no weight, -, cont LF trn on R heel and change weight to L, sd & bk R) Bjo/DW; Natural Weave;; Fwd R comm RF trn, -, fwd L cont RF trn (W close for heel trn), cont RF trn bk R in CONTRA BODY DRW; Bk L (W fwd R outsd ptr), bk R comm LF trn, sd & slightly fwd L toe pointing DLW, fwd R to BJO DLW;
SQQ SQQ SQQ	789	Reverse Wave;; Fwd L comm LF trn, -, sd & fwd R cont trn fc DRC, bk L (W bk R, -, pull L heel to R turn LF on R heel cl L, fwd R); Bk R, -, bk L trng LF, bk R CP RLOD (W fwd L, - fwd R, fwd L); Closed Impetus; Comm RF upper bdy trn bk L, -, cl R to L for heel trn, sd & bk L in CP fc DLW (W fwd R heel to toe piv 1/2 RF, -, sd & fwd L arnd M brush R to L, fwd R between M's feet);

PART B

1-9	FEATHER FINISH; DOUBLE REVERSE OVERSPIN; HOVER CORTE; BACK WHISK; LEFT WHISK; LADY UNWIND 4 QUICK TO CP DLW; QUICK FEATHER FINISH; REV TURN; LADY SYNC UNDER LEFT TO SHADOW;	
Count	Measure	

SQQ	123	Feather Finish; CP M fcg DLW bk R trng LF, -, sd & fwd L, fwd R outside ptr (W fwd L trng LF, -, sd & bk R, bk L ptr outside) end BJO M fcg DLC;
QQ-Q (QQQ&Q)		Double Reverse Overspin; CP fwd L comm trng LF, cont trng LF sd & fwd R, spin LF on R to fc LOD, fwd L small step & spin LF 1/2 to fc DRC (W bk R comm trng LF, cont trng LF on R-heel cl L to R, cont trng LF sd & fwd R around M/cont trng LF on R-toe XLIF, bk R & spin LF 1/2) end CP M fcg RLC;
SQQ		Hover Corte; Bk R comm trng LF, -, sd & fwd L rising cont body trn LF, rec R (W fwd L trng LF, -, sd & fwd R rising, trng LF on R rec L) end BJO M fcg DLW;
SQQ	456	Back Whisk; Back left, -, back and side on right, cross left in back of right finishing in semi;
SQQ		Left Whisk; Thru right, - side and forward left to closed position, cross right well behind left turning body to the left CP DLW;
---- /QQQQ		Lady Unwind 4 Quick to CP DLW; Comm unwind RF 7/8 on ball of R & heel of L, cont unwind RF, cont unwind, (W QQQQ) fin unwind to fc DLW shifting wgt to R (W thru R comm walking CW around M, fwd L, fwd R, swiveling RF on R to fc M cl L) end CP M fcg DLW;
QQQQ	789	Quick Feather Finish; CP M fcg DLW bk L, bk R trng LF, sd & fwd L, fwd R outside ptr (W fwd R, fwd L trng LF, sd & bk R, bk L ptr outside) end BJO M fcg DLC;
SQQ SQQ /SQ&Q		Rev Turn; Lady Sync Under Left To Shadow; Fwd L comm LF trn, -, sd & bk R fc RLOD, bk L (W bk R comm LF trn pull L heel to R [heel turn], -, chg wgt to L, fwd R) in CP ; Bk R comm LF trn, -, sd & slightly fwd L, thru R Shadow DLW (fwd L, -, fwd R comm LF Trn/fwd L cont LF Trn, fwd R to Shadow DLW) ;

PART C

1-10	SHADOW 3 STEP; 2 OPEN RIGHT TURNS DLC;; CROSS CHECK, RECOVER, SIDE; DLW SHADOW GRAPEVINE; SHADOW CHAIR REC PT; CROSS SWIVEL CHECK DLC to SHADOW FISHTAIL LOD;; SOLO REV TRN; FEATHER FINISH LADY 4 Qk to BJO;	
SQQ	123	Shadow Three Step; Fwd L, -, fwd R, fwd L to DLW;
SQQ SQQ		2 Open Right Turns;; Fwd R DLW comm RF trn,-, fwd & sd L out stepping W cont RF trn to fc RLOD, cont slight RF trn bk R still in SKATERS POS FCING DRC; Bk L DLW comm RF trn,-, sd & fwd R behind & between W's feet cont RF trn to fc LOD, cont slight RF trn fwd L still in SKATERS POS FCING DLC;
QQS	456	Cross Check, Recover, Side; XRIF, rec L, sd R, -;
QQQQ		DLW Shadow Grapevine; Traveling twd DLW XLIF, sd R, XLIB, sd R;
QQ-		Shadow Chair Rec Pt; XLIF twd DLW flexing knee looking R, rec R, pt L sd & bk, -;

SS QQQQ	78	Cross Swivel Check DLC to Shadow Fishtail LOD;; XLIF comm swiveling LF, -, cont swivel LF on L fwd R twd DLC, -; XLIB, sd & fwd R, fwd L w/ L-shoulder lead, XRIB end SHADOW both fcg LOD;
SQQ SQQ/ QQQQ	9 10	Solo Reverse Turn; Releasing both hnds fwd L comm trng LF, -, sd & fwd R cont trng LF to fc RLOD, bk L end LOP both fcg RLOD no hnd jnd; Feather Finish W 4 Quick to BJO; Bk R comm trng LF, -, cont trng LF sd & fwd L, fwd R outside ptr assuming BJO (W bk R comm trng LF, cont trng LF sd & fwd L, cont trng LF bk R, bk L ptr outside) end BJO M fcg DLW; (now opposite footwork)

PART D

1-9	THREE STEP; CURVE FEATHER; 2 OUTSIDE SWIVELS; DOUBLE BACK LILT TO SDCR; SQQ ZIG ZAG 3; FALLAWAY RONDE WEAVE;; THREE STEP; RT LUNGE REC SLIP;	
SQQ SQQ S-S	123	Three Step; Fwd L, -, fwd R, fwd L to CP DLW; Curve Feather; Fwd R comm RF trn,-, fwd L twd WALL cont RF trn, cont RF trn fwd R outside ptr to BJO DRW; 2 Outside Swivels; Bk L, trn hips RF leading W to swvl RF to SCP, fwd R, leading W to swvl LF to BJO;
QQQQ SQQ	45	Double Back Lilt to SDCR; Lower bk L twd DLC, rising small bk R on toes, lower bk L, rising trng RF small sd & fwd R on toes to SDCR DLC; SQQ Zig Zag 3; Fwd L,-, trng LF sd & bk R, bk L to BJO DRW;
SQQ QQQQ	67	Fallaway Ronde Weave;; Sd & bk R trng slightly RF trning W to SCP DRW & leading her to ronde as you ronde L ft CCW,-, XLIB of R well underneath body rising and trng W slightly LF, bk R to BJO DRW (trng LF on R fwd L); Bk L twd DLC (fwd R outsd ptr), bk R blending to CP trng LF, cont LF trn sd & fwd L, fwd R to BJO DLW;
SQQ SQQ	89	Three Step; Fwd L, -, fwd R, fwd L to CP DLW; Rt Lunge Rec Slip; Sd & fwd R on soft knee, -, rec L, slip bk R trng LF to DLC (Sd & bk L looking L, -, rec R, sm fwd L to CP);

PART E

1-12	REVERSE WAVE;; BACK FEATHER; BACK 3 STEP; OPEN IMPETUS; WEAVE 6 SQQ TO BJO;; CURVE FEATHER; OUTSIDE SPIN WITH PIVOT; NATURAL WEAVE O.T. DLC & TUMBLE;; BACK CHASSE BJO;	
SQQ SQQ SQQ	1-4	Reverse Wave;; Fwd L comm LF trn, -, sd & fwd R cont trn fc DRC, bk L (W bk R, -, pull L heel to R turn LF on R heel cl L, fwd R); Bk R, -, bk L trng LF, bk R CP RLOD (W fwd L, - fwd R, fwd L); Back Feather;

SQQ		Bk L, -, bk R with rt shldr lead opening W's head, bk L CBJO; Back 3 Step; Bk R,-, bk L, bk R (fwd L heel lead,-, fwd R heel lead rising to toe, fwd L) in CP RLOD;
SQQ	5-8	Open Impetus; Bk L DLW comm RF trn,-, cl R to L heel trn, sd & fwd L (fwd R outsd ptr comm RF trn, fwd & sd L cont RF trn, sd & fwd R) to SCP DLC; Weave 6 SQQ to BJO;; Thru R, -, fwd L comm LF trn, cont LF trn sd & bk R; Bk L, -, bk R comm LF trn, cont trn sd & fwd L outsd ptr (W thru L,-, comm LF trn sd & bk R, cont LF trn sd L; cont trn LF fwd R outside ptr, cont trn fwd L, cont trn on L sd & bk R) BJO/DLW; Curve Feather; Fwd R comm RF trn,-, fwd L twd WALL cont RF trn, cont RF trn fwd R outside ptr to BJO DRW;
SQQ	9-12	Outside Spin With Pivot; BJO M fcg RLOD bk L small step toeing in comm RF body trn, -, fwd R outside Ptr cont trng RF, cont trng RF on R sd & bk L pivot (W fwd R outside ptr comm trng RF, -, closing L to R cont pivoting RF on both ft, cont trng RF fwd R btwn M's ft) end CP DLW; Natural Weave O.T. to DLC & Tumble;; Fwd R comm RF trn,-, fwd L cont RF trn (close heel turn), cont RF trn bk R in BJO DRW; Bk L, Bk R comm LF trn, Sd and slightly Fwd L, Fwd R DLC outsd ptr rising to toe stretching R sd and trng LF, small fwd L toe pting DRC softening L knee (W fwd R, fwd L trng LF, sd & bk R, bk L rising to toe stretching L sd & trng LF, sd & bk R head to R) end CP M fcg DRC; Back Chasse Bjo; Bk R trng LF,-, sd & fwd L/cl R to L, sd & fwd L to BJO DLW;
SQQ QQQQ& SQQ		

PART F

1-9		TRAVELING HOVER CROSS LOD;; TRAVELING CONTRA CHECK DLW; CURVED FEATHER CHECK; RIGHT TIPPLE CHASSE PIVOT; OPEN IMPETUS; FEATHER TO BJO; REV FALLAWAY AND SLIP; CHG OF DIRECTION;
SQQ	1-3	Traveling Hover Cross LOD;; Fwd R trng RF, -,sd L cont RF trn, sd & fwd R to SCAR LOD (W bk L, -,heel trn on L cl R, sd & bk L); QQQQ Fwd L in SCAR with rt sd stretch, fwd R to CP, fwd L to BJO, fwd R CBJO LOD; SQQ Traveling Contra Check; Lowering into R knee strong fwd L in CBM ,-, Trng upper body RF cl R to L , Sd & fwd L to SCP DLW ;
SQQ	4-6	Curved Feather Check; Fwd R comm RF trn,-, fwd L twd WALL cont RF trn, cont RF trn fwd R outside ptr to BJO DRW; SQQ Right Tipple Chasse Pivot; Bk L, -, trng RF with L sd stretch sd R/cl L, fwd R LOD pivot ½ RF no stretch (W fwd R, -, trng RF with R sd stretch sd L/cl R, bk L LOD pivot ½ RF); SQQ Open Impetus;

		Bk L LOD comm RF trn,-, cl R to L heel trn, sd & fwd L (fwd R outsd ptr comm RF trn, fwd & sd L cont RF trn, sd & fwd R) to SCP DLC;
SQQ	7-9	Feather to Bjo; Thru R,-, fwd L lead W to trn LF, fwd R outsd ptr to BJO DLC;
QQQQ		Rev Fallaway and Slip; Fwd L comm LF trn, cont LF trn sd & bk R w/R sd leading, bk L well under body to SCP DRW rise trng LF & trng W square, cont LF trn bk R checking to CP DLW;
SS		Change of Direction; Fwd L comm LF trn,-, with R sd leading fwd R toe pointing LOD cont LF trn and draw L to R to CP DLC,-;

ENDING

1-5		REV TURN; LADY SYNC UNDER LEFT TO SHADOW; CROSS SWIVEL CHECK DLC to SHADOW FISHTAIL LOD;; LADY ROLL OUT TO LEFT OPEN WALL M IN 2 & EXTEND TRAIL ARMS;
SQQ SQQ /SQ&Q	1-2	Rev Turn; Lady Sync Under Left To Shadow; Fwd L comm LF trn, -, sd & bk R fc RLOD, bk L (W bk R comm LF trn pull L heel to R [heel turn], -, chg wgt to L, fwd R) in CP ; Bk R comm LF trn, -, sd & slightly fwd L, thru R Shadow DLW (fwd L, -, fwd R comm LF Trn/fwd L cont LF Trn, fwd R to Shadow DLW) ;
SS QQQQ	3-4	Cross Swivel Check DLC to Shadow Fishtail LOD;; XLIF comm swiveling LF, -, cont swivel LF on L fwd R twd DLC, -; XLIB, sd & fwd R, fwd L w/ L-shoulder lead, XRIB end SHADOW both fcg LOD;
SS/ QQS	5	Lady Qk Roll Out To Left Open Wall M in 2 & Extend Trail Arms; Fwd L, -, Side R fc wall, (W fwd L, fwd R turning to wall, side L), trail arms extended, -;

HEAD CUES:

A: THREE STEP; NATURAL HOVER CROSS;; CLSD TELEMAR TO BJO; NATURAL WEAVE;; REVERSE WAVE;; CLOSED IMPETUS;

B: FEATHER FINISH; DOUBLE REVERSE OVERSPIN; HOVER CORTE; BACK WHISK; LEFT WHISK; LADY UNWIND 4 QUICK TO CP DLW; QUICK FEATHER FINISH; REV TURN; LADY SYNC UNDER LEFT TO SHADOW;

C: SHADOW 3 STEP; 2 OPEN RIGHT TURNS DLC;; CROSS CHECK, RECOVER, SIDE; DLW SHADOW GRAPEVINE; SHADOW CHAIR REC PT; CROSS SWIVEL CHECK DLC to SHADOW FISHTAIL LOD;; SOLO REV TRN; FEATHER FINISH LADY 4 Qk to BJO;

D: THREE STEP; CURVE FEATHER; 2 OUTSIDE SWIVELS; DOUBLE BACK LILT TO SDCR; SQQ ZIG ZAG 3; FALLAWAY RONDE WEAVE;; THREE STEP; RT LUNGE REC SLIP;

E: REVERSE WAVE;; BACK FEATHER; BACK 3 STEP; OPEN IMPETUS; WEAVE 6 SQQ TO BJO;; CURVE FEATHER; OUTSIDE SPIN WITH PIVOT; NATURAL WEAVE O.T. DLC & TUMBLE ;; BACK CHASSE BJO;

F: TRAVELING HOVER CROSS LOD;; TRAVELING CONTRA CHECK DLW; CURVED FEATHER CHECK; RIGHT TIPPLE CHASSE PIVOT; OPEN IMPETUS; FEATHER TO BJO; REV FALLAWAY AND SLIP; CHG OF DIRECTION;

Ending: REV TURN; LADY SYNC UNDER LEFT TO SHADOW; CROSS SWIVEL CHECK DLC to SHADOW FISHTAIL LOD;; LADY QK ROLL OUT MAN IN 2 & EXTEND TRAIL ARMS;

RED BULL

PAGE 1 of 3

BY: Richard Linden, ISTD & Nancy Kasznay, 311 Woodmont Road, Hopewell Junction, NY 12533

E-MAIL: linden.rick@gmail.com

PHONE: (845) 226-5801

MUSIC: "El Toro Rojo", **CD: Ballroom Dancing: In Strict Tempo, Vol. 1 - Track 10**

FOOTWORK: Described for M – W opposite (or as noted)

PHASE: VI

SEQUENCE: Intro, A, B, C, D, Inter, A, B, C, D, Ending

RELEASED: July 2024, ICBDA

RHYTHM: Paso Doble

SPEED: As on CD (or may slow to taste)

Revised 5/30/2024

I slowed DM from 45 to 40

INTRO

1-6 Wait 2 Measures in Loose CP FCG WALL;; Sur Place; Ecart ; Grand Circle 8 to Wall;;

- 1 – Wait 2 measures in loose CP Paso Doble hold M FCG WALL
1234 3 – {**Sur Place**} Steps in pl R, L, R, L;
1234 4 – {**Ecart**} Appel R, fwd L, sd R, XLIB (whisk position); (Appel L, bk R, sd L, XRIB);
1234 5-6 {**Grand Circle 8**} Fwd & across R, hold position trng body LF,,twist to L w/wgt on both ft;
(fwd L, circle around M fwd R,L,R;)
1234 Cont to twist to L, allowing feet to uncross to end w/wgt on L in SCP LOD, thru R, cl L;
(cont circling around M fwd L, R in SCP, thru L in SCP, cl R);

PART A

**1-12 LaPasse [end fc COH];;;Trav Spin from Prom (2 Spins);,,Prom Close;
Elevations Up; & Down to fc DLC; Open Telemark {includes Prom Close} to fc DLW;;
Fallaway rev Turn [end fc Wall];;**

- 1234 1-4 – {**La Passe**} Appel on R, sd L to SCP, thru R RF trn, sd & bk L to CP;
123_ bk R with R sd lead, bk L trng RF to fc COH, fwd R (beat 7), hold as you lead W acrs;
2 hold cont to lead W acrs, fwd L (beat 10), hold 2 as you lead W acrs;;
1_4 fwd R (beat 13), hold 2 as you lead W acrs,, cl L to R [fc COH];
(1234) (Appel on L, sd R to SCP, thru L, fwd R to CP;)
(1234 1234) (Fwd L, fwd R, fwd L trng RF, rec R; fwd L, fwd R LF trn, rec L, fwd R;
(1234) Fwd L RF trn, rec R, fwd L trn fc partner, cl R;)
1234 5 - {**Trav Spins from Prom**} Appel R, sd & fwd L as in SCP but keep R arm extended out to sd, fwd & across R
leading W to spiral, sd & fwd L; (appel L, sd & fwd R as in SCP but keep L arm extended out to sd,
fwd & across L taking L arm down to side spiral RF to fc M, cont RF trn sd & fwd R);
56 6 - Fwd & across R leading W to spiral, sd & fwd L taking a loose SCP,
(fwd & across L spiral RF to fc M, cont RF trn sd & fwd R,
78 {**Promenade Close**} Fwd & across R lowering lead hands, trng 1/8 RF cl L to R sharply raising joined lead hands
(fwd & across L in SCP, trng 1/8 LF cl R to L) to CP COH;
1234 7 - {**Elevations Up**} Sd R high on toes looking R, cl L to R, sd R, cl L to R;
5678 8 - {**& Down**} Bringing joined lead hands down to change shape & look L trn w/slight flexed knees trn 1/8 RF sd R,
cl to R, trn 1/8 RF sd R, raising joined lead hands cl L to R now CP DLC;
1234 9-10 {**Open Telemark**} Appel [or Slip appel R] [adjust as needed to fc DLC], Fwd L, trng ¼ LF sd R,
trng ½ LF sd L in SCP DLW (appel [or slip appel] L, bk R, turning 3/8 L close L heel to R heel,
fwd R in SCP DLW);
5678 [included Prom Close] thru R in SCP, close L to R, sd R, close L to R fc DLW
(thru L in SCP, trng 3/8 L close R to L, sd L, close R to L);
1234 11-12 {**Fallaway Reverse Turn**} Slip appel R trng ¼ LF [to fc DLC], cont trn fwd L,
5678 trng ½ LF back R in fallaway [bk DLC], back L in fallaway and CBMP; trng 1/8 LF bk R, fwd L, sd R, cl L to R
(slip appel L trng ¼ LF, cont trng L back R, back L in fallaway, trng 5/8 bk R in fallaway [end fc Center];
Small step fwd L, bk R, sd L, cl R to L);

PART B

**1-8 Separation; with Prance ending; Separation; W fwd to M's R sd to;
Lady Caping Walks 8;; Elevations Up 2,, Down 2; Drag in 4;**

- 1234 1 - {**Separation**} Appel on R, fwd L, cl R, in place L; (Appel on L, bk R, bk L, cl R to L;)
1234 2 – {**with Prance ending**} bk R, L, R, L; (fwd L, R, L, R with knee lifts;)
1234 1234 3, 4– {**Separation to Mans Rt Sd**} Appel on R, fwd L, cl R, in place L; in place R, L, R, L;
(Appel on L, bk R, bk L, cl R to L; fwd L, R, L, R;)
_ _ _ _ _34 5, 6 – {**Lady's Caping Walks Sd,Cl**} Hold position and circle L hand over head in a
clockwise direction leading lady behind bk , , , , , sd R, cl L;
(1234 1234) (passing around man Fwd L, R, L, R; L, R trng RF ¼, sd L, cl R)
12 7 – {**Elevations Up 2 and Down 2**} With L sd stretch & lead hands high sd R, cl L,
34 chg to R sd stretch & ld hands low sd R, cl L;
1_ _ 4 8 – {**Drag**} Sd R wide step, slowly cl L twrd R,, cl L to R;

PART C**1 – 9.5 Sixteen [end fc COH];;;;Sd to Chasse Cape 3 measures;;; Out to a Press Line [LOD]; Press & Hold, Lady Underarm Turn,,, and touch;**

- 1234 1 – 4 {**Sixteen**} Appel on R, sd L to SCP, thru R RF trn, sd & bk L to CP;
(Appel on L, sd R to SCP, thru L, fwd R to CP;)
- 1234 Bk R with R sd lead, bk L trng RF to fc COH, cl R, in place L; (Fwd L, fwd R OP, fwd L trng RF, rec R;)
- 1234 1234 In place R, L, R, L; In place R, L, R, L;
(fwd L, fwd R trng LF, rec L, fwd R; Fwd L trng RF, rec R, fwd L trn fc partner, cl R;)
- 1234& 5 – 7 {**Sd to a Chasse Cape 3 measures**} Sd & sl bk R to BJO, trng RF 1/8 replace wt L twd WALL,
trng RF ¼ replace wt R OP LOD, trng RF ¼ sd L [bk COH]/ cl R;
(sd & sl fwd L, fwd R OP trng RF 1/8 twd WALL,
cont trng RF 1/8 fwd L around M [DRW], then trng RF another ½ to DLC sd R/ cl L;)
- 1234& Sd & SI Bk L to SCAR, trn LF 1/8 replace wt R twd COH,
trng LF ¼ replace wt L OP LOD, trng LF ¼ sd R [bk WALL]/ cl L;
(sd & sl fwd R, fwd L OP trng LF 1/8 twd COH,
cont trng LF 1/8 fwd R around M [DRC], then trng LF another ½ to DLW sd L/ cl R;)
- 1234& Sd & SI Bk R to BJO, trng RF 1/8 replace wt L twd WALL,
trng RF ¼ replace wt R OP LOD, trng RF ¼ sd L [bk COH]/ cl R;
(sd & sl fwd L, fwd R OP trng RF 1/8 twd WALL,
cont trng RF 1/8 fwd L around M [DRW], then trng RF another ½ to DLC sd R/ cl L;)
- 1234 8 - {**Out to a Press Line**} Sd & SI Bk L to SCAR, trn LF 1/8 replace wt R twd COH,
trng LF ¼ replace wt L OP LOD, fwd R to R Open Position LOD;
(sd & sl fwd L, fwd R OP trng RF 1/8 twd WALL, cont trng RF 1/8 fwd L around M [DRW], fwd L to LOD;)
- 12 8.5- {**Press and Hold**} Fwd L Press (partial weight), hold, (Fwd R Press [Partial weight]), hold,)
- 1_ _ _ 9-9.5{**Man Rec & hold - Lady Underarm Turn,,, Touch,**} Trng ¼ LF sd L, hold, hold, hold;
- (123 _) (Trng ¼ RF sd R, XLIF of R trn ½, sd R, hold);

PART D**1-7 Fregolina [start fc COH, end fc WALL];;;;;;**

- 1234 1 - Appel R, trng LF sd & fwd L to SCP, fwd R comm RF trn, cont RF trn sd & bk L
(appel L, trng RF sd & fwd R to SCP, cont RF trn fwd & across L, fwd R) to CP LOD;
- 5678 2 - Bk R w/R sd leading, bk L comm RF trn, cont RF trn cl R to L to fc WALL, Sur Place L
(fwd L w/L sd leading, fwd R outsd ptr comm RF trn, cont RF trn sd & slightly bk L, cont RF trn bk R)
to end M fcing WALL in double hand hold w/trailing hands high & lead hands low W fcing LOD to M's R sd
w/L knee flexed in Spanish line; ----
- 9 10 11 12 3 - Hold position w/feet together gradually trng body to L
(fwd L, R, comm LF trn fwd L, cont LF trn fwd R (1234) to M's L sd spiral LF under joined trailing hands)
to end M fcing WALL & W fcing COH at M's L sd; ----
- 13 14 15 16 4 - Hold circling R arm CCW over head & lower it to end fwd at R sd while L arm goes behind bk (1234) gradually
trng body to R (cont LF trn fwd L, comm RF trn fwd R, cont RF trn sd & slightly bk L, cont RF trn bk & slightly
across R to Spanish line) to end looking at each other M fcing WALL W at his R sd fcing COH; ----
- 17 18 19 20 5 - Hold reversing arm positions so L arm is fwd at L sd and R arm is behind bk gradually trng body to L (1234)
(comm LF trn fwd L, cont LF trn sd & slightly bk R, cont LF trn bk & slightly across L, bk R to Spanish line)
to end looking at each other M fcing WALL W at his L sd fcing COH; --3-
- 21 22 23 24 6 - Hold releasing joined lead hands but lead W to circle behind you,, bk L twd COH, tch R to L
(circle ½ (123-) LF around M fwd L, R, L, trng ¼ LF/press R twd LOD in front of M)
to end at 90 degree angle w/lead palms pressed tog; --34
- 25 26 27 28 7 - Hold w/wgt on L, resume normal CP, sd R, cl L to R
(take wgt on R & spin RF ¾ to fc M, tch L to R, (1-34) sd L, cl R to L) to end CP WALL;

INTERLUDE**1-4 Elevations Up in 4; Elevations Down in 4; Coup de Pique;**

- 1234 1 – {**Elevations Up in 4**} With L sd stretch & lead hands high sd R, cl L, sd R, cl L;
- 1234 2 – {**Elevations Down in 4**} chg to R sd stretch & ld hands low sd R, cl L, sd R, cl L;
- _234 12&34 3, 4 {**Coup de Pique**} Pt thru R in SCP, trn RF ¼ cl R to L in contraprom,
XLIF in SCP, trn RF ¼ cl R to L in contraprom;
XLIF in SCP, sd R in CP/ cl L, sd R, cl L;

1-12 PART A

1-8 PART B

1-9.5 PART C

1-7 PART D

1-4 ENDING (Same as Interlude with point on last step)

_234 12&34 3, 4 {**Coup de Pique with point on last step**} Pt thru R in SCP, trn RF ¼ cl R to L in contraprom,
XLIF in SCP, trn RF ¼ cl R to L in contraprom; XLIF in SCP, sd R in CP/ cl L, sd R, **Point L** ;

RED BULL Head Cues

PAGE 1 of 1

BY: Richard Linden, ISTD & Nancy Kasznay, 311 Woodmont Road, Hopewell Junction, NY 12533

E-MAIL: linden.rick@gmail.com

PHONE: (845) 226-5801

MUSIC: "El Toro Rojo", CD: Ballroom Dancing: In Strict Tempo, Vol. 1 - Track 10

FOOTWORK: Described for M – W opposite (or as noted)

SPEED: As on CD

SEQUENCE: Intro, A, B, C, D, Inter, A, B, C, D, Ending

RELEASED: July 2024, ICBDA

RHYTHM: Paso Doble

PHASE: VI

Revised 5/30/2024

INTRO

- 1-6 Wait 2 Measures in Loose CP FCG WALL;; Sur Place 4;
Ecart; Grand Circle 8 to WALL;;

PART A

- 1-12 LaPasse [end fc COH];;;;
Trav Spins from Prom (2 Spins);,,Prom Close;
Elevations Up; & Down to fc DLC;
Open Telemark {includes prom close} to fc DLW;;
Fallaway Rev Turn [end fc Wall];;

PART B

- 1-8 Separation; with Prance ending; Separation;
Lady fwd to M's R sd to; Lady Caping Walks 8
[fc Wall];; Elevations Up 2,, Down 2; Drag in 4;

PART C

- 1-9.5 Sixteen [end fc COH];;;;Sd to Chasse Cape
3 measures;;; **Out to a Press Line [LOD];**
Press & Hold, Lady UnderArm Turn,,, & Touch;
{ends on half measure}

PART D

- 1-7 Fregolina [start fc COH, end fc WALL] ;;;;

INTERLUDE

- 1-4 Elevations Up in 4; Elevations Down in 4;
Coup de Pique;;

PART A

- 1-12 LaPasse [end fc COH];;;;
Trav Spins from Prom (2 Spins);,,Prom Close;
Elevations Up; & Down to fc DLC;
Open Telemark {includes prom close} to fc DLW;;
Fallaway Rev Turn [end fc Wall];;

PART B

- 1-8 Separation; with Prance ending; Separation;
Lady fwd to M's R sd to; Lady Caping Walks 8
[fc Wall];; Elevations Up 2,, Down 2; Drag in 4;

PART C

- 1-9.5 Sixteen [end fc COH];;;;Sd to Chasse Cape
3 measures;;; **Out to a Press Line [LOD];**
Press & Hold, UnderArm Turn,,, & Touch;
{ends on half measure}

PART D

- 1-7 Fregolina [start fc COH, end fc WALL] ;;;;;;

ENDING (Same as Interlude with point on last step)

- 1-4 Elevations Up in 4; Elevations Down in 4;
Coup de Pique with point on last step;;

SLEEPING CHILD

Released: July 2024
Choreographer: Joe and Pat Hilton, 519 Great Hill Dr, Ballwin, MO, USA, 63021-6262
Phone: (314) 608-2933 Web Site: HiltonRounds.com Email: joehilton@swbell.net
Music: Sleeping Child (2002 Remaster) Artist: Michael Learns to Rock Album: 19 Love Ballads, Track 3
Available as a single download from Amazon.com or Apple iTunes
Time/Speed: Time @ RPM: 3:34 @ 45 = 23.5 MPM [93 BPM] as downloaded
Footwork: Opposite unless indicated (Woman's footwork in parentheses)
Timing, QQS unless indicated, reflects actual weight changes
Rhythm/Phase: **Rumba Phase 4+2 [Sweetheart, Single Cuban]**
Degree of Difficulty: AVG
Sequence: Intro A1 B1 A2 B2 C D End

MEAS:

INTRODUCTION

1-4 BFLY MAN FACING WALL LEAD FEET FREE WAIT ; WAIT ; 1/2 BASIC ; THRU SERPIENTE ;

- 1-2 Wait ; Wait ;
3 {1/2 BAS} Fwd L, rec R, sd L, - (*W Bk R, rec L, sd R, -*) BFLY WALL ;
4 {THRU SERP} Thru R, sd L, bhd R, fan L counterclockwise (*W Thru L, sd R, bhd L, fan R clockwise*) ;

5-6 : FENCE LINE WITH CHA :

- 5 Bhd L, sd R, thru L, fan R counterclockwise (*W Bhd R, sd L, thru R, fan L clockwise*) BFLY WALL ;
1 2 3&4 6 {FNC LINE W/ CHA} Lun thru R w/ bent knee looking twd LOD, rec L trng to fc ptr, sd R/cl L, sd R (*W Lun thru L w/ bent knee looking twd LOD, rec R trng to fc ptr, sd L/cl R, sd L*) BFLY WALL ;

PART A 1

1-4 ALEMANA ; TO HANDSHAKE ; TRADE PLACES TWICE ; LEAD HANDS ;

- 1 {ALEMANA TO HNDSHK} Fwd L, rec R, cl L raising joined lead hands palm to palm, - (*W Bk R, rec L, fwd R twd M toeing out, -*) ;
2 Bk R, rec L, sd R blending to HNDSHK, - (*W Fwd L trng RF under joined lead hands brushing R to L, fwd R twd DRW trn RF to fc M, fwd L to M's R sd blending to HNDSHK COH, -*) HNDSHK WALL ;
3 {TRADE PLCS} Rk apt L, rec R trng 1/4 RF bhd W releasing jnd R hnds to momentary TANDEM RLOD, trng 1/4 RF to fc ptr sd & bk L end fcg COH L hnds jnd, - (*W Rk apt R, rec L trng 1/4 LF in front of M releasing jnd R hnds to momentary TANDEM RLOD, trng 1/4 LF to fc ptr sd & bk R end fcg WALL L hnds jnd, -*) L HNDSHK COH ;
4 {TRADE PLCS TO LEAD HNDS} Rk apt R, rec L trng 1/4 LF bhd W releasing jnd L hnds to momentary TANDEM RLOD, trng 1/4 LF to fc ptr sd & bk R joining lead hnds, - (*W Rk apt L, rec R trng 1/4 RF in front of M releasing jnd L hnds to momentary TANDEM RLOD, trng 1/4 RF to fc ptr sd & bk L joining lead hnds, -*) LOP-FCG WALL ;

5-8 OPEN BREAK TO BJO BOLERO RLOD ; WHEEL 3 LADY SWIVEL TO 1/2 OP LOD ; PROGRESSIVE WALK 3 ; MANEUVER PIVOT 2 TO LOD LADY RONDE ;

- 5 {OP BRK BJO BL RLOD} Bk L, rec R, fwd L trng to BJO BL RLOD, plc W's R hnd on M's L shldr & extend L arm out to sd (*W Bk R, rec L, fwd R trng RF 1/4 to BJO BL LOD, plc R hnd on M's L shldr & extend L arm out to sd*) BJO BL RLOD ;
6 {WHL 3 LADY SWVL TO 1/2 OP LOD} Fwd R begin RF wheel, fwd L cont wheel, fwd R to fc LOD, - (*W Fwd L begin RF wheel, fwd R cont wheel, fwd L swiveling RF to end fcg 1/2 OP LOD, -*) 1/2 OP LOD ;
7 {PROG WLK 3} Fwd L, fwd R, fwd L, - (*W Fwd R, fwd L, fwd R, -*) 1/2 OP LOD ;
8 {MANUV PVT 2 TO LOD LADY RONDE} Fwd R trng RF to fc CP RLOD, bk L pivoting RF to COH, fwd R pivoting RF to LOD flexing knee to lead W to ronde RF, - (*W Fwd to CP LOD, fwd R pivoting RF to WALL, bk L pivoting RF to RLOD & ronde swiveling RF to SCP LOD, -*) SCP LOD ;

9-12 BACK FACE CLOSE LOW BFLY ; FAN ; START A HOCKEY STICK TO TANDEM ; ALTERNATIVE BASIC TO FAN ;

- 9 {BK FC CL LOW BFLY} Bk L trng RF to fc ptr & WALL, sd R, cl L blending to Low BFLY WALL, - (*W Bk R trng LF to fc ptr & COH, sd L, cl R blending to Low BFLY COH, -*) LOW BFLY WALL ;
10 {FAN} Bk R leading lady fwd, rec L, sd R, - (*W Fwd L, rec R trng LF 1/4 to fc RLOD, bk L leaving R extended fwd w/ no wgt, -*) FAN POS M FCG DLW ;
11 {START HKY STK TANDEM} Fwd L, rec R, slight sd L to TANDEM WALL, - (*W Cl R, fwd L, fwd R trng LF 1/4 to fc WALL, -*) TANDEM WALL ;
12 {ALTERNATIVE BAS TO FAN} Cl R, stp in plc L, sd R trng slightly to DLW leading W to FAN pos, - (*W Cl L, stp in plc R, strong sd L trng RF 1/4 to FAN pos leaving R foot pointed to RLOD, -*) FAN M FCG DLW ;

13-16 HOCKEY STICK ; OVERTURNED TO WALL ; CHASE WITH UNDERARM PASS COH BFLY ; ;

- 13 {HKY STK OVRTRND TO WALL} Fwd L, rec R, cl L raise lead hnds in front of W, - (*W Cl R to L, fwd L, fwd R trng 1/8 LF, -*) ;
- 14 Bk R, rec L, fwd & sd R to fc WALL, - (*W Fwd L, fwd R trng LF 1/2 undr joined lead hnds to fc ptr, sd & bk L to LOP-FCG COH, -*) LOP-FCG WALL ;
- 15 {CHS W/ UNDRM PASS} Keeping lead hnds jnd fwd L trng 1/2 RF to COH, rec fwd R, fwd L, - (*W Keeping lead hnds jnd bk R, rec L, fwd R twd M's L sd, -*) ;
- 16 Bk R raising jnd lead hnds, rec L, sd R, - (*W Fwd L, fwd R trng 1/2 LF undr jnd lead hnds to fc ptr, sd L, -*) BFLY COH ;

PART B 1**1-4 CRAB WALK 3 BOTH UNWIND TO RLOD ; AIDA ; SWITCH CROSS TO BFLY ; SIDE WALK 3 ;**

- 1 {CRB WLK 3 BOTH UNWIND RLOD} Toward LOD XLif of R, sd R, XLif of R hooking, on ball of L swvl RF 3/4 to fc RLOD (*W Toward LOD XRif of L, sd L, XRif of L hooking, on ball of R swvl LF 3/4 to fc RLOD*) OP RLOD ;
- 2 {AIDA} Fwd R trng RF, sd L cont RF trn, bk R, - (*W Fwd L trng LF, sd R cont LF trn, bk L, -*) V Bk-bk Pos LOD ;
- 3 {SWCH X TO BFLY} Trng LF bringing jnd lead hnds thru to fc ptr sd L ckg, rec R, XLif end BFLY COH, - (*W Trng RF bringing jnd lead hnds thru to fc ptr sd R ckg, rec L, XRif end BFLY WALL, -*) BFLY COH ;
- 4 {SD WLK 3} Sd R, cl L, sd R end BFLY COH, - (*W Sd L, cl R, sd L end BFLY WALL, -*) BFLY COH ;

5-8 SHOULDER TO SHOULDER TWICE ; TO SCAR DLC ; FORWARD CHECKING LADY DEVELOPE ; BACK SIDE CLOSE BFLY COH ;

- 5 {SHLDR-SHLDR} Fwd L to BFLY SCAR, rec R to fc, sd L, - (*W Bk R to BFLY SCAR, rec L to fc, sd R, -*) BFLY COH ;
- 6 {SHLDR-SHLDR} Fwd R to BFLY BJO, rec R to fc, sd L, rotate slightly to BFLY SCAR DLC (*W Bk L to BFLY BJO, rec R to fc, sd L, rotate slightly to BFLY SCAR DRW*) BFLY SCAR DLC ;
- 7 {FWD CKG LADY DEVELOPE} Fwd L outsd ptr ckg, -, -, - (*W Bk R, bring L foot to outsd of R leg, bend L knee & raise L foot from ankle to knee of R leg, extend L foot fwd keeping L toe pointed down*) BFLY SCAR DLC ;
- 8 {BK SD CL BFLY COH} Bk R trng to fc COH, sd L, cl R end BFLY COH, - (*W Fwd L trng to fc WALL, sd R, cl L end BFLY WALL, -*) BFLY COH ;

PART A 2 [Same figures as A1 – but starts facing COH]**1-4 ALEMANA ; TO HANDSHAKE ; TRADE PLACES TWICE ; LEAD HANDS ;**

- 1 {ALEMANA TO HNDSHK} Fwd L, rec R, cl L raising joined lead hands palm to palm, - (*W Bk R, rec L, fwd R twd M toeing out, -*)
- 2 Bk R, rec L, sd R blending to HNDSHK, - (*W Fwd L trng RF under joined lead hands brushing R to L, fwd R twd DLC trn RF to fc M, fwd L to M's R sd blending to HNDSHK WALL, -*) HNDSHK COH ;
- 3 {TRADE PLCS} Rk apt L, rec R trng 1/4 RF bhd W releasing jnd R hnds to momentary TANDEM LOD, trng 1/4 RF to fc ptr sd & bk L end fcg COH L hnds jnd, - (*W Rk apt R, rec L trng 1/4 LF in front of M releasing jnd R hnds to momentary TANDEM LOD, trng 1/4 LF to fc ptr sd & bk R end fcg COH L hnds jnd, -*) L HNDSHK WALL ;
- 4 {TRADE PLCS TO LEAD HNDS} Rk apt R, rec L trng 1/4 LF bhd W releasing jnd L hnds to momentary TANDEM LOD, trng 1/4 LF to fc ptr sd & bk R joining lead hnds, - (*W Rk apt L, rec R trng 1/4 RF in front of M releasing jnd L hnds to momentary TANDEM LOD, trng 1/4 RF to fc ptr sd & bk L joining lead hnds, -*) LOP-FCG COH ;

5-8 OPEN BREAK TO BJO BOLERO LOD ; WHEEL 3 LADY SWIVEL TO 1/2 OP RLOD ; PROGRESSIVE WALK 3 ; MANEUVER PIVOT 2 TO RLOD LADY RONDE ;

- 5 {OP BRK BJO BL LOD} Bk L, rec R, fwd L trng to BJO BL LOD, plc W's R hnd on M's L shldr & extend L arm out to sd (*W Bk R, rec L, fwd R trng RF 1/4 to BJO BL RLOD, plc R hnd on M's L shldr & extend L arm out to sd*) BJO BL LOD ;
- 6 {WHL 3 LADY SWVL TO 1/2 OP RLOD} Fwd R begin RF wheel, fwd L cont wheel, fwd R blend to 1/2 OP RLOD, - (*W Fwd L begin RF wheel, fwd R cont wheel, fwd L swiveling RF to end fcg 1/2 OP RLOD, -*) 1/2 OP RLOD ;
- 7 {PROG WLK 3} Fwd L, fwd R, fwd L, - (*W Fwd R, fwd L, fwd R, -*) 1/2 OP RLOD ;
- 8 {MANUV PVT 2 TO RLOD LADY RONDE} Fwd R trng RF to fc CP LOD, bk L pivoting RF to WALL, fwd R pivoting RF to RLOD flexing knee to lead W to ronde RF, - (*W Fwd to CP RLOD, fwd R pivoting RF to COH, bk L pivoting RF to LOD & ronde swiveling RF to SCP RLOD, -*) SCP RLOD ;

9-12 BACK FACE CLOSE LOW BFLY ; FAN ; START A HOCKEY STICK TO TANDEM ; ALTERNATIVE BASIC TO FAN ;

- 9 {BK FC CL LOW BFLY} Bk L trng RF to fc ptr & COH, sd R, cl L blending to Low BFLY COH, - (*W Bk R trng LF to fc ptr & WALL, sd L, cl R blending to Low BFLY WALL, -*) LOW BFLY COH ;
- 10 {FAN} Bk R leading lady fwd, rec L, sd R, - (*W Fwd L, rec R trng LF 1/4 to fc LOD, bk L leaving R extended fwd w/ no wgt, -*) FAN POS M FCG DRC ;
- 11 {START HKY STK TANDEM} Fwd L, rec R, slight sd L to TANDEM COH, - (*W Cl R, fwd L, fwd R trng LF 1/4 to fc COH, -*) TANDEM COH ;
- 12 {ALTERNATIVE BAS TO FAN} Cl R, stp in plc L, sd R trng slightly to DRC leading W to FAN pos, - (*W Cl L, stp in plc R, strong sd L trng RF 1/4 to FAN pos leaving R foot pointed to LOD, -*) FAN M FCG DRC ;

13-16 HOCKEY STICK ; OVERTURNED TO COH ; CHASE WITH UNDERARM PASS TO WALL BFLY ; ;

- 13 {HKY STK OVRTRND TO COH} Fwd L, rec R, cl L raise lead hnds in front of W, - (*W Cl R to L, fwd L, fwd R trn 1/8 LF, -*) ;
- 14 Bk R, rec L, fwd & sd R to fc COH, - (*W Fwd L, fwd R trng LF 1/2 undr joined lead hnds to fc ptr, sd & bk L to LOP-FCG WALL, -*) LOP-FCG COH ;
- 15 {CHS W/ UNDRM PASS} Keeping lead hnds jnd fwd L trng 1/2 RF to WALL, rec fwd R, fwd L, - (*W Keeping lead hnds jnd bk R, rec L, fwd R twd M's L sd, -*) ;
- 16 Bk R raising jnd lead hnds, rec L, sd R to BFLY WALL, - (*W Fwd L, fwd R trng 1/2 LF undr jnd lead hnds to fc ptr, sd L to BFLY COH, -*) BFLY WALL ;

PART B 2 [Same figures as B1 – but starts facing WALL]**1-4 CRAB WALK 3 BOTH UNWIND TO LOD ; AIDA ; SWITCH CROSS TO BFLY ; SIDE WALK 3 ;**

- 1 {CRB WLK 3 BOTH UNWIND RLOD} Toward RLOD XLif of R, sd R, XLif of R hooking, on ball of L swvl RF 3/4 to fc LOD (*W Toward RLOD XRif of L, sd L, XRif of L hooking, on ball of R swvl LF 3/4 to fc LOD*) OP LOD ;
- 2 {AIDA} Fwd R trng RF, sd L cont RF trn, bk R, - (*W Fwd L trng LF, sd R cont LF trn, bk L, -*) V Bk-bk Pos RLOD ;
- 3 {SWCH X TO BFLY} Trng LF bringing jnd lead hnds thru to fc ptr sd L ckg, rec R, XLif end BFLY WALL, - (*W Trng RF bringing jnd lead hnds thru to fc ptr sd R ckg, rec L, XRif end BFLY COH, -*) BFLY WALL ;
- 4 {SD WLK 3} Toward RLOD sd R, cl L, sd R, - (*W Toward RLOD sd L, cl R, sd L BFLY COH, -*) BFLY WALL ;

5-8 SHOULDER TO SHOULDER TWICE ; TO SCAR DRW ; FORWARD CHECKING LADY DEVELOPE ; BACK CLOSE SIDE TO WALL HANDSHAKE ;

- 5 {SHLDR-SHLDR} Fwd L to BFLY SCAR, rec R to fc, sd L, - (*W Bk R to BFLY SCAR, rec L to fc, sd R, -*) BFLY WALL ;
- 6 {SHLDR-SHLDR TO DRW} Fwd R to BFLY BJO, rec R to fc, sd L, rotate slightly to BFLY SCAR DRW (*W Bk L to BFLY BJO, rec R to fc, sd L, rotate slightly to SCAR DLC*) BFLY SCAR DRW ;
- 7 {FWD CKG LADY DEVELOPE} Fwd L outsd ptr ckg, -, -, - (*W Bk R, bring L foot to outsd of R leg, bend L knee & raise L foot from ankle to knee of R leg, extend L foot fwd keeping L toe pointed down*) BFLY SCAR DRW ;
- 8 {BK CL SD TO WALL HNDSHK} Bk R trng to fc WALL, cl L to R, sd R blending to HNDSHK WALL, - (*W Fwd L trng to fc COH, cl R to L, sd L blending to HNDSHK COH, -*) HNDSHK WALL ;

PART C**1-4 SHADOW NEW YORKER TO STACKED HANDS RIGHT ON TOP ; CROSS HAND UNDERARM TURN ; START A FLIRT TO VARSOUVIENNE ; SWEATHEART TWICE ;**

- 1 {SHDW NY STACKED HNDS R ON TOP} Keep HNDSHK throughout swvl on R bringing L foot thru w/ straight leg to a sd by sd pos [Note: Extend L arm bhd ptr], rec R swvl to fc ptr, sd L join L hnds under R hnds, - (*W Keep HNDSHK throughout swvl on L bringing R foot thru w/ straight leg to a sd by sd pos [Note: Extend L arm to sd], rec L swvl to fc ptr, sd R join L hnds under R to stacked hnds R on top, -*) STACKED HNDS R ON TOP WALL ;
- 2 {X HND UNDRM TRN} Keep both hands jnd throughout XRib raising jnd R hands to lead W RF trn under, rec L raising jnd L hands leading W cont RF trn under, sd R, - (*W XLif begin trng RF under jnd R hands, rec R cont RF trn under jnd L hands to fc ptr, sd L, -*) STACKED HNDS L ON TOP WALL ;
- 3 {START FLIRT TO VARS} Keep both hands jnd fwd L, rec R raising jnd L hands, sd L leading W to trn LF 1/2 trn under jnd L hands, - (*W Bk R, rec L begin LF trn, fwd R complete 1/2 LF trn under jnd L hnds to VARS WALL, -*) VARSOUVIENNE WALL ;
- 4 {SWHRT} Keeping dbl handhold ck fwd R with contra action [L sd lead] looking at ptr while raising jnd R hands and keeping jnd L hands low, rec L, sd R behind W, - (*W Ck bk L shaping to ptr, rec R, sd L to M's L sd to L VARS WALL, -*) L VARSOUVIENNE WALL ;

- 5-8 2ND ONE LADY FACE MAN BFLY ; THRU SERPIENTE ; ; SPOT TURN BOTH RONDE TO OPEN LOD :**
- 5 **{SWHRT LADY FC M BFLY}** Keep dbl handhold ck fwd L w/ contra action [R sd lead] looking at ptr while raising jnd L hands and keeping jnd R hands low, rec R releasing L hands, small sd L leading W to swvl RF to fc ptr to BFLY WALL, - (*W Ck bk R shaping to ptr, rec L, small fwd R swvl RF 1/2 to fc M & BFLY COH, -*) BFLY WALL ;
- 6 **{THRU SERP}** Thru R, sd L, bhd R, fan L counterclockwise (*W Thru L, sd R, bhd L, fan R clockwise*) ;
- 7 Bhd L, sd R, thru L, fan R counterclockwise (*W Bhd R, sd L, thru R, fan L clockwise to BFLY COH*) BFLY WALL ;
- 8 **{SPT TRN BOTH RONDE OP LOD}** Swvl LF on ball of L stp fwd R to LOD trng LF, rec L trng LF to fc ptr, sd R trng LF 1/4 join trail hnds & Ronde L foot counterclockwise to OP LOD, - (*W Swvlg RF on ball of R stp fwd L to LOD trng RF, rec R trng RF to fc ptr, sd L trng RF 1/4 join trail hnds & Ronde R foot clockwise to OP LOD, -*) OP LOD ;

- 9-10 BACK SIDE DRAW TO BFLY ; SINGLE CUBAN :**
- 9 **{BK SD DRAW BFLY}** Bk L trng RF to fc ptr, sd R, draw L to R blend to BFLY WALL, - (*W Bk R trng LF to fc ptr, sd L, draw R to L blend to BFLY COH, -*) BFLY WALL ;
- 1&2 3&4 10 **{SGL CUBAN}** XLif/rec R, sd L, XRif/rec L, sd R (*W XRif/rec L, sd R, XLif/rec R, sd L*) BFLY WALL ;

PART D

- 1-4 [TO RLOD] CRAB WALK 3 BOTH UNWIND TO LOD ; AIDA ; SWITCH CROSS TO BFLY ; SIDE WALK 3 ;**
- 1-4 Same as Part B2 meas 1-4 ; ; ;

- 5-8 OPEN BREAK TO WRAPPED RLOD ; WHEEL 3 TO LOD ; TWIRL 3 TO BFLY ; FENCE LINE :**
- 5 **{OP BRK TO WRPD RLOD}** Bk L, rec R to BFLY, fwd & sd L raising lead hnds, lead W to trn LF undr jnd lead hnds to WRPD RLOD (*W Bk R, rec L to BFLY, fwd R, trng LF 1/4 undr jnd lead hnds to WRPD RLOD*) WRPD RLOD ;
- 6 **{WHL 3 TO LOD}** Begin RF trn fwd R, fwd L, fwd R to fc LOD, - (*W Begin RF trn bk L, bk R, bk L to fc LOD*) WRPD LOD ;
- 7 **{TWRL 3 TO BFLY}** Release trail hnds fwd L raising jnd lead hnds, fwd R, fwd L trng to fc ptr blend to BFLY, - (*W Fwd R trng 1/2 LF undr jnd lead hnds, sd & bk L trng to fc ptr, sd R blend to BFLY COH, -*) BFLY WALL ;
- 8 **{FNC LINE}** Cross lun thru R w/ bent knee looking twd LOD, rec L trng to fc ptr, sd R, - (*W Cross lun thru L w/ bent knee looking twd LOD, rec R trng to fc ptr, sd L, -*) BFLY WALL ;

END

- 1-4 REVERSE UNDERARM TURN TO L-POSITION ; FAN ; START ALEMANA INTO ; AIDA :**
- 1 **{REV UNDRM TRN TO L-POSITION}** Raising jnd lead hnds XLIF, rec R, sd L leading W to L Pos, - (*W XRIF trng LF 1/2 under jnd lead hnds, rec L trng LF 1/4 to fc LOD, fwd R to fc LOD, -*) L-POS M fcg WALL W fcg LOD ;
- 2 **{FAN}** Bk R leading W fwd, rec L, sd R, - (*W Fwd L, fwd R trng LF 1/2 to fc RLOD, bk L leaving R extended fwd w/ no wgt, -*) FAN POS M FCG WALL ;
- 3 **{START ALEMANA}** Fwd L, rec R, cl L leading W to trn RF, - (*W Cl R, fwd L, fwd R swvl RF to fc ptr & COH, -*) BFLY WALL ;
- 4 **{AIDA}** Thru R trng RF, sd L cont RF trn, bk R, - (*W Thru L trng LF, sd R cont LF trn, bk L, -*) V Bk-bk POS RLOD ;

- 5-9+ SWITCH ROCK TO BFLY ; THRU SERPIENTE ; ; START THRU SERPIENTE RONDE ON 4 ; STEP APART WITH SLOW ARM SWEEP ; , ,**
- 5 **{SWCH RK BFLY}** Trng LF bringing jnd lead hnds thru to fc ptr sd L ckg, rec R, sd L to BFLY WALL, - (*W Trng RF bringing jnd lead hnds thru to fc ptr sd R ckg, rec L, sd R to BFLY COH, -*) BFLY WALL ;
- 6 **{THRU SERP}** Thru R, sd L, bhd R, fan L counterclockwise (*W Thru L, sd R, bhd L, fan R clockwise*) ;
- 7 Bhd L, sd R, thru L, fan R counterclockwise (*W Bhd R, sd L, thru R, fan L clockwise*) BFLY WALL ;
- 8 **{START THRU SERP RONDE ON 4}** Thru R, sd L, bhd R, ronde L counterclockwise until L foot is bhd R foot (*W Thru L, sd R, bhd L, ronde R clockwise until R foot is bhd L foot end BFLY COH*) BFLY WALL ;
- 9+ **{STP APT W/ SLO ARM SWEEP}** Release lead hnds stp bk L, looking at W sweep L arm counterclockwise in around up and out, -, - (*W Release lead hnds stp bk R, looking at M sweep R arm clockwise in around up and out, -, -*) ; -, - **[2 Extra beats of music]**

SOMEWHERE IN TIME

Choreo: Bob & Sally Nolen
 Address: 790 Camino Encantado
 Rhythm: Waltz
 RAL Phase: Phase IV
 Music: The Theme from Somewhere in Time
 Album: DJ Ice, Ballroom Paradise
 Footwork: Opposite, dir to man, unless noted in parentheses and italics
 Sequence: INTRO A B C A B C END

Phone #: +1-505-231-8952
 email: BNOLEN79@OUTLOOK.COM
 website: None

Download: CasaMusica.com
 Download speed at 2:27 min
 but slow dance to 42 RPM for comfort

Difficulty: EASY IV, written to transition dancers from III to IV

Release Date: JULY 2024



Part INTRO

TIMING

1 WAIT CP/LOD/WALL ;

1 {Wait 1 Meas Closed dld & wall} Wait 1 meas CP dld wall lead feet free;

Part A

1-4 HOVER TO Semi-Closed ; THRU CHASSE TO BJO ; FWD, FWD/LK, FWD ; NATURAL TURN 1/2 ;

1 {Hover to Semi-Closed} In closed pos fwd L, fwd & sd R rising to ball of ft, rec L to tight Scp dld center of hall ; (in closed pos bk R, bk & sd L turning to Scp & rising to ball of ft, rec R ;)

1,2&3;

2 {Thru & Chasse to Banjo} Thru R to face, side L\close R to L, side turning to banjo dld & COH; (thru L to face, side R\close L to R, side R ;)

1,2&3;

3 {Forward, Forward/Lock, Forward} In BJO pos fwd R, fwd L/lock R in bk of L, fwd L; (In BJO pos bk L, bk R/lock L IF of R, bk R ;)

4 {Natural Turn 1/2} CP DLW - fwd R strtnng RF trn, cont RF turn sd L, bk R LOD to CP fcng RLOD; (CP bkng DLW - bk L DLW strtnng RF trn, -, cl R to L for heel trn, fwd L LOD)

5-8 SPIN TURN ; 1/2 BOX TO SDCR/DLD & WALL ; PROGRESSIVE TWINKLES 2X TO SDCR/DLD & WALL ; ;

5 {Spin Turn (to CP/LOD)} Comm RF upper body turn bk L pivoting 1/2 RF to fac line of progression, fwd R between woman's ft heel to toe cont turn leaving L leg extnded bk & sd, complete turn rec sd & bk L to CP; (comm rt fc upper body turn fwd R between M's ft heel to toe pivoting 1/2 rt fc, bk L toe cont turn brush R to L, complete sd & fwd R)

6 {1/2 Box back to SDCR dld & wall} Bk R, side L, close R to L to SDCR/LOD/WALL ; (fwd L, side R, close L to R)

7-8 {Progressive Twinkles 2x to SDCR dld & WALL} Fwd L outside partner, comm LF turn 1/4 R, close L to R to BJO ; cross R towards LOD & COH, side L to fc to CP/LOD, cross out to SDCR to dld & WALL ; (back R, comm LF trn sd L, closing R to L ; cross L behind R towards LOD/COH to BJO, side R close L)

9-12 FWD RONDE TO RLOD & COH ; FWD W/CHK LADY DEVELOPE ; IMPETUS TO Semi-closed LOD/COH ; WING ;

1,-2,-3;

9 {Forward Ronde to RLOD/COH} Fwd L, swiveling to reverse and center of hall with, floor ronde ; (back R, swiveling to reverse and wall with, floor ronde)

1,-,-;

10 {Check Fwd with Lady Developpe} Fwd R checking in contra body pos ,-,,-; (bk L checking in contra body pos, bring R ft up L leg to inside of L knee, extnd R ft fwd)

11 {Impetus to Semi-Closed LOD/COH} Soft or flexed knees throughout comm rt fc upper body turn bk L, close R [heel turn] cont rt fc turn [usually a total of about 3/8 turn], complete turn fwd L in tight Scp; (soft or flexed knees throughout comm rt fc upper body turn fwd R outside M's ft heel to toe pivoting 1/2 rt fc, sd & fwd L cont rt fc turn around man brush R to L, complete turn fwd R)

12 {Wing} Fwd R, draw L to R with lft fc upper body turn, touch L; (fwd L, sd R across man, fwd L to sdcar pos)

13-16 TELEMAR TO BJO & LOD/WALL ; FWD, FWD/LK FWD ; FWD, TCH, FWD TO Semi-Closed & LOD & COH ; CHAIR, REC, SLIP TO CP & LOD/COH ;

- 13 {**Telemark to BJO/LOD/WALL**} Fwd L commcg to turn lft fc, sd R continuing lft fc turn, sd & slightly fwd L to end in BJO/LOD/WALL; (bk R commcg to turn L bringing L besd R with no wgt, turn lft fc on R heel (heel trn) & change wgt to L, sd & slightly fwd R to end BJO/LOD ;)
- 1,2& 3; 14 {**Forward\Forward Lock Forward**} Fwd R, fwd L/lock R in bk of L, fwd L; (bk L, bk R/lock L IF of R, bk R)
- 1,-,3; 15 {**Forward, Touch, Forward to Semi-Closed**} Fwd R [with L sd stretch], touch L to R [no sway], fwd L [with R sd stretch]; (bk L turning RF, touch R to L, fwd R)
- 1,2,3; 16 {**Chair, Recover, Slip**} From Scp chk thru R with lunge action as for Chair rec L [no rise], with slght LF upper body turn slip R behind L continuing turn to end facing diagonal LOD & COH; (From Scp chk thru L with lunge action rec R [no rise], swivel LF on R & stp fwd L outsd M's R ft to CP)

Part B

1-4 DRAG HES ; IMP SCP ; WEAVE TO BJO/LOD ; ;

- 1 {**Drag Hesitation**} Fwd L beginning LF turn, sd R continuing LF turn, draw L twd R ending in BJO; (bk R beginning LF turn, sd L continuing LF turn, draw R twd L ending in BJO pos)
- 2 {**Impetus to Semi-closed**} Soft or flexed knees throughout comm RF upper body turn bk L, close R [heel turn] cont RF turn [usually a total of about 3/8 turn], complete turn fwd L in tight semi-closed; (soft or flexed knees throughout comm RF upper body turn fwd R between M's ft heel to toe pivoting 1/2 RF, sd & fwd L cont RF turn around man brush R to L, complete turn fwd R)
- 3-4 {**Weave to BJO/LOD**} Fwd R LOD/COH, fwd L comm LF turn, cont turn sd & slightly bk R to fac diagonal reverse LOD/COH; bk L LOD leading woman to stp outsd to CBMP, bk R cont LF turn, sd & fwd L LOD/WALL preparing to stp outsd prtnr; (fwd L diagonal LOD & COH comm lft fc turn, cont turn sd & slightly bk R to fac diagonal RLOD/WALL, cont turn sd & fwd L LOD; fwd R LOD outsd the prtnr to CBMP, fwd L LOD cont turn, sd & slightly bk R diagonal BJO/LOD & WALL)

5-8 NAT TRN 1/2 ; BK, BK/LK, BK ; HES CHNG ; TELE TO SCP/LOD ;

- 1 {**Natural Turn 1/2**} Comm RF upper body turn fwd R heel to toe, sd L across LOD, bk L to CP/RLOD; (comm RF upper body turn bk L, sd R across LOD, fwd L)
- 2 {**Back, BK/Lock, Back**} Bk L, bk R/lock L IF of R, bk R; (fwd R, fwd L/lock R in bk of L, fwd L)
- 1,2,-; 3 {**Hesitation Change**} Comm RF upper body turn bk L, sd R continuing RF turn, draw L to R; (comm RF upper body turn fwd R, sd L continuing turn, draw R to L;)
- 4 {**Telemark to Semi-closed**} Fwd L commcg to turn LF, sd R continuing LF turn, sd & slightly fwd L to end in tight semi-closed; (bk R commcg to turn L bringing L besd R with no wgt, turn LF on R heel (heel turn) & change wgt to L, sd & slightly fwd R to end in tight semi-closed)

Part C

1-4 IN & OUT RUNS TO SCP ; ; THRU TO PROM SWAY ; CHNG TO OVERSWAY & SLIP TO CP LOD/COH

- 1-2 {**In and Out Runs**} Fwd R starting RF turn, sd & bk LOD/WALL on L to CP, bk R with R sd leading to BJO pos; bk L turning RF, sd & fwd R between woman's ft continuing RF turn, fwd L to Scp; (fwd L, fwd R between man's ft, fwd L outsd prtnr with L sd leading to BJO pos; fwd R starting RF turn, fwd & sd L continuing turn, fwd R to semi-closed)
- 1,-,3; 3 {**Thru to the Promenade Sway**} Sd & fwd L turning to semi-closed & stretching L sd of body slightly upward to look over jned lead hnds, relax L knee, (sd & fwd R turning to semi-closed & stretching R sd of body slightly upward to look over jned lead hnds, relax R knee;)
- 1,-,3; 4 {**Change to the Oversway & Slip**} Relaxing L knee leaving R leg extnded & stretching L sd of body & looking over partner's head toward RLOD, & slip by leading lady to swivel ; (relaxing R knee leaving L leg extnded & stretching R sd looking well to the L, & swivel LF on R & stp fwd L outsd man's R ft to CP)

5-8 DIA TRNS ; ; ; ;

5-8 **{Diamond Turns}** Fwd L turning LF on the diagonal, continuing LF turn sd R, bk L with the prtnr outsd the man in CBMP; staying in CBMP & turning LF stp R, sd L, fwd R outsd prtnr in CBMP; fwd L turning LF on the diagonal, sd R, bk L with the woman outsd the man in CBMP; bk R continuing LF turn, sd L, fwd R to banjo pos fac dld COH; (bk R turning LF on the diagonal, continuing LF turn sd L, fwd R outsd prtnr; fwd L turning LF, sd R, bk L; bk R turning LF, sd L, fwd R outsd prtnr; fwd L turning LF, sd R, bk L to banjo dld & COH;)

Repeat Part A

Repeat Part B

Repeat Part C

Part END

1-4 OPEN REVERSE TURN ; OPN FIN ; SLOW FWD TO CLSD ; SLOW RT LNGE ;

1 **{Open Reverse Turn}** Fwd L turning LF 1/8 to 1/4, cont LF turn sd R, bk L to CBMP; (bk R turning L 1/8 to 1/4, cont LF turn sd L, fwd R to CBMP)

2 **{Open Finish}** Bk R turning lft fc, sd & fwd L, fwd R outsd prtnr to CBMP ; (fwd L turning lft fc, sd & bk R, bk L to CBMP)

3 **{Slow Forward to Closed}** Slow fwd L to CP/LOD,-,-;

4 **{Slow Right Lunge}** Slow sd & fwd R, rolling rt fc up to 3/8 turn & hold,-; (sd & bk L, rolling rt fc up to 3/8 turn & hold,-,-,)

1-4

1-4

HEAD CUES

Part Intro

WAIT CP/LOD/WALL ;

Part A

HOVER TO SCP/LOD/COH ;
THRU CHASSE TO BJO/LOD ;
FWD/LK FWD ; NATURAL TURN 1/2 ;
SPIN TURN ; BK BOX SIDECAR ;
PROGRESSIVE TWINKLES 2X TO SDCR/LOD/WALL ; ;
FWD RONDE REV ; CHK FWD LADY DEVELOPE ;
IMPETUS SEMI/LOD ; WING ;
TELEMARK BJO ; FWD FWD/LK FWD ;
FWD, TCH, FWD TO SCP/LOD; CHAIR REC SLIP ;

Part B

DRAW HESITATION ; IMPETUS SEMI ;
WEAVE BJO/LOD ; ;

Part C

IN AND OUT RUNS ; ; THRU TO PROMENADE SWAY ;
CHANGE TO THE OVERSWAY & SLIP CP ;

Part A

HOVER TO SCP/LOD/COH ;
THRU CHASSE TO BJO/LOD ;
FWD/LK FWD ; NATURAL TURN 1/2 ;
SPIN TURN ; BK BOX SIDECAR ;
PROGRESSIVE TWINKLES 2X TO SDCR/LOD/WALL ; ;
FWD RONDE REV ; CHK FWD LADY DEVELOPE ;
IMPETUS SEMI/LOD ; WING ;
TELEMARK BJO ; FWD FWD/LK FWD ;
FWD, TCH, FWD TO SCP/LOD/COH; CHAIR REC SLIP ;

Part B

DRAW HESITATION ; IMPETUS SEMI ;
WEAVE BJO/LOD ; ;

Part C

IN AND OUT RUNS ; ; THRU TO PROMENADE SWAY ;
CHANGE TO THE OVERSWAY & SLIP CP ;

Part END

OP REV TRN ; OPN FIN ;
SLOW FWD TO CLS ; SLOW RT LNG ;

Spaghetti Rag

Dance By Sue and Con Gniewek, Livonia, Michigan

Record: HI-HAT 831

Music by Dick Cary

Position: Open-Facing for Intro, Dance as Indicated.

Footwork: Opposite EXCEPT where noted NOTE: Check sequence before doing dance.

Meas

INTRO

WAIT; WAIT; STEP, SNAP, STEP, SNAP; STEP, SNAP, STEP, SNAP;

1-2 Wait 2 meas in Open-Facing pos (M's back to COH);

3-4 Step in place on L, snap finger, step R, snap fingers; Repeat this same action;
Note: Hold hands in front of shoulders and let them fall twd partner as you snap fingers (back of hands twd part.). On "steps" lift knees and bounce a little.

Meas

PART A

(Bfly) SD, FRT, SD, FRT; PT, -, STP, STP; PT BWD, -, PT FWD, -; RUN, 2, 3, TCH (to L Varsuv);

1 In Butterfly pos step swd LOD on L, XRIF (W XIF), swd L, XRIF;

2 Pt L swd LOD, hold, return L by placing in back of R, step R in place;

3 Pt L bwd to COH (W pt fwd COH), hold, pt L twd part & wall (W pt bwd), hold;

4 M runs L, R, L, tch as he moves twd wall turning 1/4 L to end on outside in L varsouviennne (W XIF R, L, tch R, hold as she moves 1/4 R to inside) (Both now have R ft free)

(Same FtWk) PT FWD, -, PT BK, -; RUN, 2, 3, KICK; PT BK, -, PT FWD, -; BK, CL, FWD, TCH;

5 (Same Footwork) In L-Varsouviennne pt R fwd, hold, pt R bwd, hold;

6 Run fwd LOD stepping R, L, R, kick L fwd;

7 Pt L bwd, hold, pt L fwd, hold;

8 (Hitch) Step L bwd, close R to L, fwd L, tch R;

FWD, LK, FWD, BEND; KICK, XIB, SD, FWD; FWD, LK, FWD, BEND; KICK, XIB, SD, FWD;

9 Fwd LOD on R, lock L behind R, fwd R, bend R knee;

10 Kick L fwd, cross L in back of R (twd wall), swd R, fwd on L;

11-12 Repeat action of Meas 9 and 10;

Note: The lock combination will be more comfortable if it is done on a slight diag facing COH with W slightly in front of M while moving LOD.

SD, BEHD, SD, -; SD, BEHD, SD, -; PT FWD, -, PT BK, -; STP, STP, STP, TCH (W turn to Bfly);

13 Both turn to face COH and step swd LOD on R, X LIB, swd R, hold; } M back of W

14 Both turn to face wall and step swd LOD on L, XRIB, swd L, hold; }

15 Pt R twd wall, hold, pt R bwd twd COH, hold;

16 (Transition) M steps R, L, R, tch L (as W turns R face R, L, tch R, hold) to end facing ptr in Butterfly pos M's back to COH; (Note: Footwork will now be opposite again)

PART B (Check Sequence)

SD, TCH, SD, TCH; VINE, 2, 3, 4; STP, KICK, STP, TCH; STP, KICK, STP, TCH;

1 In Butterfly pos (M facing wall) step swd L, tch R, swd R, tch L;

2 Step swd LOD on L, XRIB (both XIB), swd on L, step thru twd LOD on R;

3 Release lead hands and open by stepping fwd and slightly away from partner on L,

kick R (M LOD & diag twd COH, W diag twd wall), step R to face partner, tch L;

4 Repeat Meas 3; (Note: Snap fingers on kick-away, meet palms of lead hands on tch)

SD, TCH, SD, TCH; VINE, 2, 3, 4; PIVOT, -, 2, -; 3, -, THRU, -;

5-6 Repeat the action of meas 1 & 2 of Part B; (Blend to Closed pos)

7-8 Do a slow 4 step couple pivot stepping thru twd LOD on last step;

(CP) TURN TWO-STEP; TURN TWO-STEP; (1/2 box) SD, CL, FWD, -; SD, CL, CROSS (XIB), -;

9-10 Do 2 R face turning two-steps LOD ending in Closed pos M's back to COH;

11 (1/2 box) Swd L, close R, fwd L, hold;

12 Step R twd RLOD, close L, retain lead hands & turn to L-Open pos facing RLOD & step bwd twd LOD on R, hold;

Open) BWD, CLOSE, FWD, -; SD, CL, THRU (to Bfly), -; VINE, 2, 3, 4; 5, 6, 7, 8;

13 In L-Open pos step bwd LOD on L, close R, fwd L, hold;

14 Face partner and step swd RLOD on R, close L, cross thru on R (both XIF), hold;

15-16 In Butterfly pos (M starts on L) do a standard 8 ct grapevine;

INTERLUDE

(Circle) AWAY, SNAP, STP, SNAP; (Tog) STP, SNAP, STP, SNAP; (Bfly) PT, -, CL, -; PT, -, CL, -;

1-2 Solo circle away from partner (M L face, W R face) in 4 slow steps (put a little "bounce" in them) snapping fingers between each step (End in Butterfly with M's back to COH);

3 Pt L swd LOD, hold, close L to R, hold;

4 Pt R swd RLOD, hold, close R to L, hold; (Check sequence before proceeding)

PART C

SD, CL, SD, KNEE ACROSS; TURN, 2, 3, TCH; SD, CL, SD, KNEE ACROSS; TURN, 2, 3, TCH;

1 In Bfly pos step L swd LOD, close R, side L, lift R ft from floor and swing R knee across in front of L thigh;

2 Release hands and do a full R face turn almost in place by placing R behind L, on around R face to face partner L, R, touch L (Small steps, almost in place);

3-4 Repeat previous 2 measures;

TURN TWO-STEP; TURN TWO-STEP; ROCK APART, CL, FWD, KICK; BWD, TURN, 2, TCH;

5-6 In loose-closed pos do 2 R face turning two-steps ending M's back to COH;

7 Release hands and join L hands (both M & W) and rock apart on L (M twd COH & W twd wall), close R to L, pass partner (L hip to L hip) with fwd L, kick R;

8 Step bwd past partner twd COH on R, release hands and BOTH start a L face individual turn stepping L, finish turn with a step R, face and touch L;

ENDING

(Circle) AWAY, SNAP, STP, SNAP; (Tog to face) STP, SNAP, STP, POINT;

1-2 Like first 2 Meas of INTERLUDE; On final ct L points to LOD and hands are extended palms down (As an umpire would when signalling "safe.")

SEQUENCE: A - A, B - B, INTERLUDE, A, C - C, ENDING

ROUNDALAB PREFERRED CLASSIC HEAD CUES

SPAGHETTI RAG

RELEASED: 1966

CHOREOGRAPHER: Sue & Con Gniewek, Livona, MI

RECORD: Hi-Hat 831

ARTIST: Dick Cary

FOOTWORK: Opposite

TIME @ RPM: 2:40 @ 45

RHYTHM: Two Step

RAL PHASE: II

SEQUENCE: INTRO A A B B INTER A C C ENDING

MEAS:

INTRODUCTION

1-4 OP-FCG WALL WAIT 2 MEAS ;; STP SNAP 4 TIMES [BFLY] ;;

PART A

1-16 FRONT LIMP ; PT SD STP STP ; PT BK PT FWD ;
W TRANS L VARS [LOD] ; PT FWD PT BK ; RUN 3 KICK ;
PT BK PT FWD ; BK HITCH ; FWD LK FWD KNEE ;
KICK BHD SD FWD ; FWD LK FWD KNEE ; KICK BHD SD FWD ;
FC COH VIN 3 ; FC WALL VIN 3 ; PT FWD PT BK ; W TRANS BFLY ;

REPEAT PART A

PART B

1-16 SD TCH L & R ; VIN 4 ; [OP] AWY KICK FC TCH TWICE ;;
SD TCH L & R ; VIN 4 ~ PVT 3 SCP ~ REACH THRU [CP WALL] ;;;
2 TRNG TWO STPS WALL ;; HALF BOX ;
SCIS BHD TO LOP [RLOD] ; BK HTCH ; SCIS THRU ; [BFLY] VIN 8 ;;

REPEAT PART B

INTERLUDE

1-4 CIR STP SNAPS 4 [BFLY] ;; PT SD CL ; PT SD CL ;

REPEAT PART A

PART C

1-8 SD CL SD KNEE ; BOTH SPIN ; SD CL SD KNEE ; BOTH SPIN ;
2 TRNG TWO STPS WALL L/L HNDS ;; HTCH APT KICK ;
BOTH SPIN L ;

REPEAT PART C

ENDING

1-2 CIR STP SNAPS 4 PT LOD ;; [YOU'RE SAFE]

Notes: The choreographer for this dance may not agree with each of the ROUNDALAB preferred cues provided in these Head Cues. Supplementary information is shown in [brackets].

4/27/2002

Speaking of the Devil

John & Karen Herr, 4535 Red Rock Dr, Larkspur, CO, 80118, 303-681-3147

Music: Speaking of the Devil (Dolly Parton), Album: Something Special, Trk 6
available on iTunes. Phase/Rhythm: IV+1+1 CH

Sequence: Intro A B tag1 A B tag2 B End, Time: 3:14

Intro

1-2 WAIT 1; APT PT TOG TCH;

1-2 wait 1 meas; bk L, pt R, fwd R, tch L;

Part A

1-8 1/2 BASIC to FAN;; PASSING FAN to COH;; PASSING FAN to fc LOD;;
1/2 BASIC WRAP LDY; FWD FC & CHA;

1-1 [1/2 bas fan] fwd L, rec R, sd L/cl R, sd L;

2-2 bk R, rec L, sd R/cl L, sd R

(W fwd L trng LF 1/8, trng another 1/8 bk R, bk L/bk R,
bk L leaving R toe pointed twd LOD) ;

3-3 [passg fan] Fwd L crossing in frt of W, Fwd R trng LF facg COH,
Sd L/R,L;

(Cl R to L, Fwd L, Fwd R/L,R) ;

4-4 Bk R leading W to Fan, Rec L, Sd Cha R/L, R to Fan Facg COH;
(Fwd L, Fwd R trng LF, Bk L/R,L to Fan) ;

5-5 [passg to fcg fan] repeat meas 3;

6-6 Bk R leading W to Fan, Rec L, Sd Cha R/L,R trng to fc W;
(Fwd L, Fwd R trng LF, Bk L/R,L to Fan) ;

7-7 [1/2 bas wrap] fwd L, rec R, leading W into WRAP in plc
L/R, L to fc LOD

(W bk R, fwd L, fwd trng LF into WRAP R/L, R) ;

8-8 [rr let her out] bk R, fwd L, leading W out and trng to fc
WALL R/L, R to fc WALL

(W bk L, fwd R trng out of WRAP L/R, L to fc M) ;

Part B*

* meas 3-6 are in SKTRS LOD, meas 8-12 in SHADOW DW, meas 5-15 same footwrk

1-4 ALEMANA TO SKTRS [FC LOD];; RR FWD CHA; FWD 2 & CHA/M TRANS;

1-4 fwd L, rec R, cl L/sip R, L; bk R, rec L, trng LF 1/4 sd R/cl L, sd R
to SKTRS LOD (W trns total 1 1/4 RF fwd L, R, sd L/cl R, sd L fcg
LOD); rk bk L, rec R, fwd L/R, L; fwd R, L, R, L (W fwd L, R, L/R, L);

5-11 RR BK TRPL CHAS;; RR CHA TO SHADOW; FNC LN 2X;; TIM STP 2X;;

5-8 rk fwd R, rec L, bk R/lk L, bk R; bk L/lk R, bk L, bk R/lk L, bk R;
rk bk L, rec R, fwd L/R, L to shadow; hnds to sd - lunge RIFL bending
knee, rec L, sd R/cl L, sd R;

9-11 lunge LIFR bending knee, rec R, sd L/cl R, sd L; XRIBL, rec L, sd
R/cl L, sd R; XLIBR, rec R, sd L/cl R, sd L;

12-16 CRB WK; PARALLEL CHASE;; LARIAT [LDY TRANS];;

12-16 jn L-L hnds - XRIFL, sd L, XRIFL/sd L, XRIFL (W same ft); VARS W & M same
ft sd L trng RF, rec R, fwd L/cl R, fwd L; trng LF sd R, rec L, fwd R/cl
L, fwd R; cl L, sip R, L/R, L (W CCW rnd M fwd L, R, L/R, L); sip R, L,
R/L, R (W cont rnd M fwd R, L, R, L to fc M);

Tag 1

1-2 CUCA 2X;;

1-2 sd L w/ partial wgt, rec R, sip L/R, L; sd R w/ partial wgt, rec L,
sip R/L, R;

Tag 2

1-4 CROSS BODY;; THRU PT CUBN BRK; THRU PT CUBN BRK;
1-1 fwd L, rec R, trng LF 1/4 sd L/cl R, sd L
(W bk R, rec L, fwd R/L, R to 'L' pos) ;
2-2 bk R, trng LF fwd L, sd R/L, R
(W fwd L passg the M, fwd R trng LF 1/2, sd L/R, L); end fcg COH
3-3 XLIFR (W XRIFL), pt sd R, XRIFL (W XLIFR)/rec L, sd R;
4-4 repeat last meas;

5-8 CROSS BODY;; THRU PT CUBN BRK; THRU PT CUBN BRK;
5-8 repeat meas 1-4

End

1-5 OPEN HIP TWST; AIDA to BK TRPL CHAS;; SWITCH CROSS [to RVS]; LUNGE SD;
1-1 [opn hip twst] fwd L, rec R, sd L/cl R, sd L
(W bk R, rec L fwd R/L, R w/ 1/4 RF swvl);
2-2 [Aida] XRIFL trng RF to fc ptr, cont LF trn sd & bk R, bk L/cl R, bk L to
V pos lead hnds jnd;
3-3 [bk chas] bk L/cls R, bk L, bk R/cls L, bk R;
4-4 [swtch X] bk L to fc, rcvr R, XLIFR/sd R, XLIFR;
5-5 [lunge] strong sd R arms extended & hold;

TIME AFTER TIME

Dance By: Dawn Mee, 2626 E. Norm Place, Anaheim, CA 92806, (951) 206-1746, Dawnadele57@gmail.com
CD Music: "Time After Time," by The Rookies
MP3 Download: Available through Amazon:
https://amazon.com/music/player/albums/B01F2RWVCU?marketplaceId=ATVPDKIKX0DER&musicTerritory=US&ref=d_m_sh_000cXcA77XC35mQHs94xhxMhw&trackAsin=B01F2RWW06
YouTube Audio: <https://youtu.be/aEc3nzngxE?si=Vx19L6tQPyBk7IEl>
Rhythm/Phase: West Coast Swing. ROUNDALAB Phase V+0+2 Unph (Rk & Go Left Side Pass, Over the Head Whip)
Footwork: Opposite, directions for M (except where noted) **Difficulty:** Average
Download Time: 2:16 @ 100% Download Speed **Released:** July 10, 2024
Sequence: Intro, A, B, C, A, B, C, End Special Thanks to Tom Hicks & Cami Nevitt

INTRO

[LOP FCG LOD] **WAIT; TOE TAP – 4X;**

- 1 Wait 4 pickup notes in LOP FCG LOD;
2 1234; Tap L toe DLW, tap L toe DLC, tap L toe DLW, tap L toe DLC (*W tap R toe DRW, tap R toe DRC, tap R toe DRW, tap R toe DRC*);

PART A

[LOP FCG LOD] **Start HALF WHIP w/TRNG RK 2 ~ Finish HALF WHIP to LOP FCG LOD;;; RK & GO LEFT SD PASS;;;**

- 1-4 123&4; {**Start Half Whip w/Trng Rk 2 ~Finish Half Whip**} Bk L, XRIF moving twd ptr's right side to loosed CP, 1234; 5&6,, swivel RF on right take sd L with partial weight/rec R cont RF trn with right side twd ptr, sd & bk L to CP having made 1/2 trn; Fwd R between woman's feet pivoting RF 1/4, rec L pivoting RF 1/4 to fc LOD, fwd R, fwd L; Anchor bk R/rec L, bk R (*W fwd R, fwd L trng RF 1/2, bk R/cl L, fwd R between M's feet; Bk L pivoting RF 1/4, rec R between man's feet pivoting RF 1/4, bk L, bk R; Anchor bk L/rec R, bk L*) to LOP FCG LOD,
1&2; 345&6; {**Rk & Go Left Sd Pass**} Rk fwd L/rec R, bk L comm trng LF; Bk R trng LF step out of slot, fwd L bk into slot, anchor bk R/rec L, bk R (*W rk bk R/rec L, fwd R; Fwd L, fwd R trng LF to fc ptr, anchor bk L/rec R, bk L*) to LOP FCG RLOD;

[LOP FCG RLOD] **SD WHIP WALK AROUND in 4 to LOP FCG LOD;;; SUGAR PUSH w/BOTH KICK to RT HNDSHK;;;**

- 5-8 123-; {**Sd Whip Walk Around in 4**} Bk L comm RF trn step out of slot, XRif to L-shaped pos placing right hnd 1234; 5&6,, on W's back, sd & lunge L, -; Rec R rotating body slightly LF to lead W to step fwd comm LF trn, sip L cont LF trn, sip R cont LF trn, sip L comp 1/2 LF trn to LOP FCG LOD; Anchor bk R/rec L, bk R (*W fwd R, fwd L trng RF 1/2, bk R/cl L, fwd R; Fwd L comm LF trn, fwd R cont LF trn, fwd L cont LF trn, fwd R comp 1/2 LF trn to fc ptr; Anchor bk L/rec R, bk L*) to LOP FCG LOD,
1234; 5&6,, {**Sugar Push w/Both Kick to RT Hndshk**} Bk L, bk R; Kick L outside ptr, sip L, anchor bk R/rec L, bk R (*W fwd R, fwd L; Kick R outside ptr, sip R, anchor bk L/rec R, bk L*) to RT HNDSHK LOD;

PART B

[R HNDSHK LOD] **OVER THE HEAD WHIP w/LADY'S OUTSIDE TRN;; STRAIGHT WHIP w/SURPRISE END to STACKED HNDS;;**

- 1-2 123&4; {**Over the Head Whip w/Lady's Outside Trn**} Bk & sd L step out of slot, fwd R leading W to M's right side, fwd L raising right hnd over M's head/sd R crossing over slot leading W behind and to the left of M, sd L trng slightly LF leading W fwd and into a RF trn; Fwd R into slot, sip L, anchor bk R/rec L, bk R (*W fwd R, fwd L trng 1/2 RF, bk R/cl L, fwd R; Fwd L trng full trn RF, fwd R trng 1/2 RF to fc ptr, anchor bk L/rec R, bk L*) to RT HNDSHK LOD;
3-4 123&4; {**Straight Whip w/Surprise End to Stacked Hnds**} Bk L joining left hnds over right, XRif trng RF raising joined hnds, sml sd and fwd L/rec R trng RF, sd L to VARS POS to RLOD; Trng upper body strongly to the right leading W under both arms backwards fwd R outside ptr checking motion and stopping W with both hnds joined in an L-shaped SCP looking at ptr, rec bk L raising joined hnds trng LF to LOP FCG RLOD, anchor bk R/rec L, bk R (*W fwd R, fwd L, fwd R under joined hnds/cl L, bk R; Bk L, rec fwd R trng 1/2 RF under both hnds to fc ptr, anchor bk L/rec R, bk L*) to STACKED HNDS RLOD;

TIME AFTER TIME

Dance by Dawn Mee

[STACK HNDS RLOD] LT SD PASS w/LADY'S INSIDE TRN EXTENDED to RT HNDSHK::

- 5-6 123&4; {Left Side w/Lady's Inside Trn Extended to Hndshk} Bk L comm LF trn, sml bk R out of slot comp 1/4 LF trn leading W to pass M's left side, sd L leading W to twirl LF under stacked hnds/rec R, fwd L trng 1/4 LF; Fwd R, fwd L, anchor bk R/rec L, bk R (*W fwd R, fwd L comm LF trn, sd & fwd R cont turn/fwd L cont trn, fwd R comp 1-1/2 LF trn to fc ptr; Bk L, bk R, anchor bk L/rec R, bk L*) to RT HNDSHK LOD;

PART C

[R HNDSHK LOD] 3 VOLTAS ~ 1 SLO, 2 QK to VARS FCG WALL:

CHASE TRN FINISH LEFT SD PASS w/LADY'S SPIN & ANCHOR to LOP FC LOD;;, PUSH BREAK;;

- 1 a1-a3a4; {3 Voltas ~ 1 Slo, 2 Qk to VARS WALL} Sd L comm 1/4 RF trn and crossing beh W/XRif, -, sd L/XRif, sd L/fwd R (*W sd R comm 1/4 LF trn and crossing in front of M/XLif, -, sd R/XLif, sd R/fwd L*) end VARS fcg WALL;
- 2-4 123&4; 5&6,, {Chase Trn Left Sd Pass w/Lady's Spin & Anchor} Fwd L comm 1/2 RF trn while raising right hnd over W's head and keeping hnds crossed in front, rec & bk R {out of slot}, sml bk L comm 1/4 RF trn while leading W to free spin RF down slot/sml bk R cont RF trn {into slot}, sml bk L comp RF trn; Anchor bk R /rec L, bk R (*W fwd R trng 1/4 LF, rec L, fwd R comm RF free spin/fwd L cont RF spin, fwd R comp RF spin; Anchor bk L/rec R, bk L fc ptr*) to LOP FCG LOD,
- 123&4; 5&6,, {Push Break} Bk L, sml bk R bringing ptr to LOW BFLY; Bk L/cl R, sml fwd L, anchor bk R/rec L, bk R (*W fwd R, fwd L to LOW BFLY; Fwd R/cl L, bk R, anchor bk L/rec R, bk L*) to LOP FCG LOD;

[LOP FCG LOD] TUMMY WHIP ~ FINISH in 3 & BOTH TRN to FIGURE HEAD & HOLD;;

to WALL STEP RONDE to FC ~ STEP THRU & HIP RK 3 & ANCHOR;;

- 5-6 123&4; {Start Tummy Whip ~ Finish in 3 & Both Trn to Figure Head & Hold} Bk L releasing lead hnds, slight XRif moving twd W's right side placing right hnd on W's right hipbone, swivel 1/4 RF on R sd L/rec R trng 1/4 RF, 123-; fwd L to W's left side; releasing W's hip XRif comm RF trn, sd L comp 1/2 RF trn to fc ptr, bk R trng away from ptr (*W fwd R, fwd L, fwd R/cl L, bk R; Bk L, bk R, bk L trng away from ptr*) to FIGURE HEAD, -;
- 7-8 1234; {to Wall Step Ronde to FC ~ Step Thru & Hip Rk 3 & Anchor} Fwd L twds wall, ronde R 1/4 LF to BFLY, 123&4; XRif, sd L; Sd R, sd L, anchor bk R/rec L, bk R to LOP FCG LOD;

Repeat Part A

Repeat Part B

Repeat Part C to R HNDSHK LOD

END

[R HNDSHK LOD] 3 VOLTAS ~ 1 SLO, 2 QK to VARS FCG WALL; CHASE TRN in 2 TCH & HOLD;;

WALK AROUND in 4 to LOP FC ~ PT SD & HOLD;;

- 1 Repeat Part C Meas 1;
- 2-4, 123-; -, {Chase Trn in 2 Half Tch & Hold} Fwd L comm 1/2 RF while raising right hnd over W's head and keeping hnds crossed in front, rec R, tch L to R, -; -,
- 234; 56, -; {Walk Around in 4 to LOP FC ~ Pt Side & Hold} Sml fwd L comm 1/4 RF trn, sip R cont RF trn, sip L cont RF trn; Sip R comp RF trn, pt L sd to LOP FCG LOD, -, -;

[LOP FCG LOD] TUMMY WHIP ~ FINISH in 3 & BOTH TRN to FIGURE HEAD & HOLD;;

RK 3 to BK to BK ~ LOOK AT WATCH;

- 5-6 Repeat Part C Meas 5-6;;
- 7-8 1234; {Rk 3 to Back to Back ~ Look at Watch} Rec L trng to look at ptr, rec R, rec L trng away from ptr & look at watch;

TIME AFTER TIME

Dance by Dawn Mee

HEAD CUES

Sequence: Intro, A, B, C, A, B, C, End

INTRO

[LOP FCG LOD] **WAIT; 4 TOE TAP;**

PART A

[LOP FCG LOD] **Start HALF WHIP w/TRNG RK 2 ~ Finish HALF WHIP to LOP FCG LOD;;; RK & GO LEFT SD PASS;; SD WHIP WALK AROUND in 4 LOD;;; SUGAR PUSH w/BOTH KICK to HNDSHK;;**

PART B

[R HNDSHK LOD] **OVER THE HEAD WHIP w/LADY'S OUTSIDE TRN;; STRAIGHT WHIP w/SURPRISE END to STACKED HNDS;; LT SD PASS w/LADY'S INSIDE TRN EXTENDED KEEP RT HNDS;;**

PART C

[R HNDSHK LOD] **3 VOLTAS ~ 1 SLO, 2 QK to VARS FCG WALL;
CHASE TRN Finish LEFT SD PASS w/LADY'S SPIN & ANCHOR;;; PUSH BREAK;; TUMMY WHIP ~ FINISH in 3 & BOTH TRN to FIGURE HEAD & HOLD;; to WALL STEP RONDE to FC ~ STEP THRU & HIP RK 3 & ANCHOR;;**

PART A

[LOP FCG LOD] **Start HALF WHIP w/TRNG RK 2 ~ Finish HALF WHIP to LOP FCG LOD;;; RK & GO LEFT SD PASS;; SD WHIP WALK AROUND in 4 LOD;;; SUGAR PUSH w/BOTH KICK to HNDSHK;;**

PART B

[R HNDSHK LOD] **OVER THE HEAD WHIP w/LADY'S OUTSIDE TRN;; STRAIGHT WHIP w/SURPRISE END to STACKED HNDS;; LT SD PASS w/LADY'S INSIDE TRN EXTENDED KEEP RT HNDS;;**

PART C

[R HNDSHK LOD] **3 VOLTAS ~ 1 SLO, 2 QK to VARS FCG WALL;
CHASE TRN Finish LEFT SD PASS w/LADY'S SPIN & ANCHOR;;; PUSH BREAK;; TUMMY WHIP ~ FINISH in 3 & BOTH TRN to FIGURE HEAD & HOLD;; to WALL STEP RONDE to FC ~ STEP THRU & HIP RK 3 & ANCHOR;;**

END

[R HNDSHK LOD] **3 VOLTAS ~ 1 SLO, 2 QK to VARS FCG WALL; CHASE TRN in 2 TCH & HOLD;; WALK AROUND in 4 to LOP FC ~ PT SD & HOLD;;; TUMMY WHIP ~ FINISH in 3 & BOTH TRN to FIGURE HEAD & HOLD;; RK 3 to BK to BK ~ LOOK AT WATCH;**